
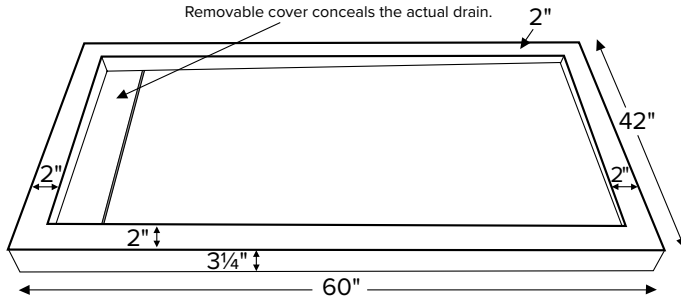


6042MTHD

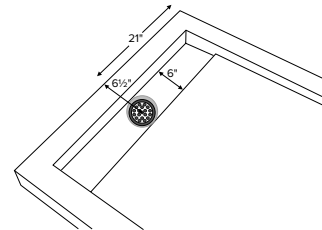


Color matched SculptureStone® hidden drain cover comes standard on white base.



When ordering, please specify left- or right-hand drain and tile flange locations.

60" x 42" x 3.25" (exterior bottom of base)	
MULTIPLE, LOW-PROFILE THRESHOLD smooth floor	
End Drain	
Acrylic CXL™	DoloMatte™
125 lbs / 57 kg	141 lbs / 64 kg



Hidden drain cover is removable for access.

Model #	Material	Color / Finish	Package Content	MSRP
SB6042MTHD	Acrylic CXL™	White (CWH) / Gloss	Matching SculptureStone Hidden Drain Cover, PVC drain kit in chrome finish	<b>\$2,215</b>
		Biscuit (CBS) / Gloss	Natural stainless steel Hidden Drain Cover, PVC drain kit in brushed nickel finish	
SBDM6042MTHD	Dolomatte™	White (CWH) / Matte	Matching SculptureStone Hidden Drain Cover, PVC drain kit in chrome finish	<b>\$2,615</b>

Must specify color code on order. DoloMatte available in white only.

Options <i>Must be ordered at time of purchase</i>
<b>Quick Ship (QSPRI) \$400</b> Reduces lead time. Please call for availability.
<b>Radiance® (RAD100) \$1,470</b> Shower floor heating system. Radiance heating grids are fully integrated within the acrylic shell structure of the shower floor. Requires a 110-volt, 15 amp GFCI and remote installation of control box & keypad.
<b>Pre-Levelled Foam Base (PLFSB) \$170</b>
<b>Hidden Drain Cover Options</b> Substitute included Hidden Drain Cover with any of the following available options: Natural Stainless Steel Hidden Drain Cover (DCH42S) Powder Coated White Stainless Steel Hidden Drain Cover (DCH42W) Must specify part code on order; comes in lieu of standard cover.
<b>PVC Drain Kit Finishes</b> Chrome included with shower base Brushed Nickel upcharge (SBDKBN) <b>\$65</b> Special Finishes upcharge* (SBDKSF) <b>\$380</b> *Must send finish sample and allow 3-4 weeks additional lead time.

Accessories
<b>Drain Kit Options</b> Solid Brass Drain Kit with Stainless Steel Trim (SBDKSB) <b>\$195</b>
<b>Teak Shower Seat</b> Premium Natural Stainless (TK-SSEAT2416BNS) <b>\$2,755</b> High-Polished Stainless (TK-SSEAT2416BHP) <b>\$3,150</b> Standard Natural Stainless (TK-SSEAT2215NS) <b>\$1,020</b> High-Polished Stainless (TK-SSEAT2215HP) <b>\$1,430</b>
<b>Teak Bath Mat (TKMAT3018) \$740</b> Measures 30" x 17.5" x 1" Custom sizes also available. Contact MTI for details.
<b>Teak Hidden Drain Cover (TKHD42) \$235</b>

**IMPORTANT ORDERING & INSTALLATION INFORMATION**

- Factory-installed tile flange on 1, 2 or 3 sides to simplify installation. Must specify tile flange location(s) and left- or right-hand drain on order.
- 3.5" drain opening pre-drilled.
- Dimensions provided represent the length and width of the bottom of the base without tile flange. See Installation Instructions.
- Add proper wet-bedding compound to fully support bottom of shower base. Optional factory installed Pre-Levelled Foam Base negates the need to wet bed when installing on a flat, level subfloor. See installation instructions.
- All bases are in accordance with CSA B45.5/IAPMO Z124 standard and compliant with ASTM C 1028-07 coefficient of friction. Dolomatte bases meet ANSI A137.1/A326.3 coefficient of friction and AS HB198:2014 pendulum slip resistance testing.



Factory-installed tile flange is 3/16" thick. Account for this thickness when planning final opening size.

- Options and accessories may be packaged inside the tub crate. Always check packaging before discarding.
- All product measurements are ±1/2".
- Specifications and configurations are subject to change without notice.
- Measurements herein supersede all others published prior to publication date below.

See the Installation & Operation Manual for more details.  
MTI's Customer Service: Monday-Friday 8am-6pm EST  
**800-783-8827** or [service@mtibaths.com](mailto:service@mtibaths.com)

CSA # MTSB-6042MTHD  
HURL # MTSB-DM6042MTHD

