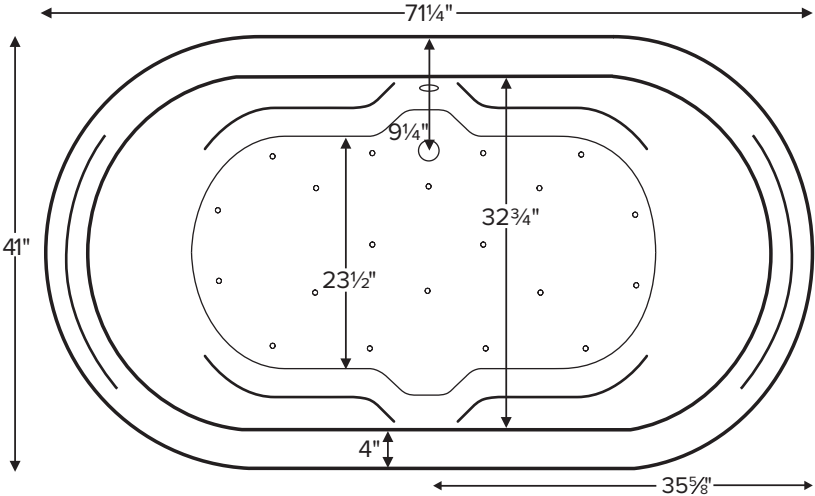


Harmony 2



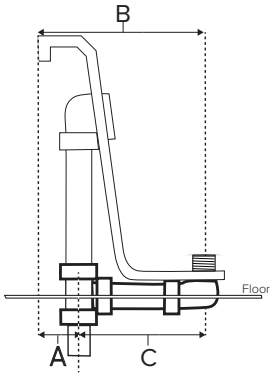
Features integral armrests

MODEL 86	
71.25" x 41" x 25.625"	
FREESTANDING 110 gal to overflow	
Acrylic CXL™	DoloMatte™
121 lbs / 55 kg	<SOAKER> 136 lbs / 62 kg
Filling this tub to the maximum may require an above average size or dedicated water heater.	

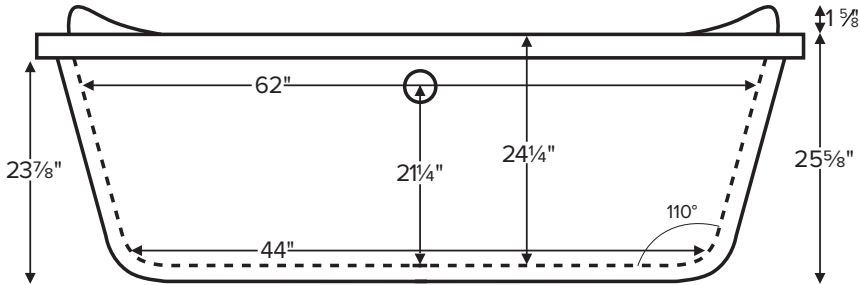


Drain Rough-In Measurements

A	B	C
2 3/8"	9 1/4"	6 7/8"



Requires use of a wall-mounted or freestanding tub filler.
Shown with Air Massage Package.



ELECTRICAL COMPONENTS & SPECIFICATIONS

Hydrotherapy Package	Components Included	110V GFCI
Air Massage	heated blower	1-15 amp
Air Massage Elite	heated blower, chromatherapy	1-15 amp

Electrical requirements may change with the addition of optional therapy components.
See specific option details or installation information.
CSA Certified C/US; ANSI Z124.1 and ANSI 112.19.7

IMPORTANT ORDERING & INSTALLATION INFORMATION:

- Before ordering or installing, please consider future access to equipment.
- Comes equipped with an access panel on the drain side for installation of waste and overflow.
- Air baths require job site preparations for remote mounting the blower.
- Hydrotherapy equipment may ship loose for remote installation depending on tub model. See package content on the following page for details.
- MTI will eliminate the access panel upon request. Installation will be more difficult.
- Faucet valves cannot be installed on this tub model.
- Radiance placed on floor locations will affect placement of air jets.
- All tubs are in accordance with CSA B45.5/IAPMO Z124 standard and compliant with ASTM C 1028-07 coefficient of friction. Dolomatte meets ANSI A137.1/A326.3 coefficient of friction and AS HB198:2014 pendulum slip resistance testing.

• Before discarding tub crate, check for accessories that may be packaged inside.
• All product measurements are ±1/2".
• Specifications and configurations are subject to change without notice.
• Measurements herein supersede all others published prior to publication date below.



Harmony 2

MODEL 86

71.25" x 41" x 25.625"

Hydrotherapy Packages	Package Contents	Acrylic CXL™		DoloMatte™	
		Part #	MSRP	Part #	MSRP
Soaker	Soaking bath - no jets; includes a pre-leveled foam base.	S86	\$5,450	S86DM	\$6,250
Air Massage	20 air jets, heated air blower, pre-leveled foam base. Blower and control boxes must be remote located.	AST86	\$8,810	AST86DM	\$9,610
Air Massage Elite	30 air jets, heated air blower, Chromatherapy LED lighting, Spa Mode, pre-leveled foam base. Blower and control boxes must be remote located.	AE86	\$10,700	AE86DM	\$11,500

RECOMMENDED SENSORY THERAPIES

Chromatherapy

(LE) **\$730** underwater lighting
2 LED lights included

Audiotherapy

(STEREOBT) **\$1,260** 2 transducers
with bluetooth and amplifier
(BTREMOTE) **\$515** bluetooth remote

(STEREOH202) **\$1,525** 4 transducers
amplifier not included

Thermltherapy

(RAD100) **\$1,470** Radiance®
2 heated zones included

Options
<i>Must be ordered at time of purchase.</i>
Standard Colors White (CWH) DoloMatte available in matte white only. Biscuit (CBS) Not available for DoloMatte. <i>Please call for availability of special colors.</i>
Quick Ship reduces lead time (QSPRI) \$400 <i>Please call for availability</i>
Textured, Slip-Resistant Bottom (TXTBTM) \$105
Virtual Spout high-flow integrated tub filler (FPMJ) \$405
Grab Bars from \$315 (1 set of 2) Grab bars are factory installed to the left and right of the overflow. Go to Acrylic Tub Options on mtibaths.com for details before ordering. <i>Color and finish selections vary.</i>
Decorative Towel Bar Chrome (CHTOWEL) \$545 , Brushed Nickel (BNTOWEL) \$545

Accessories	
Pillows from \$150	
Teak Bath Mat (TKMAT3018) \$740 <i>Custom sizes also available. Contact MTI for details and pricing.</i>	
Teak Tub Tray Slatted (TK-TRAY1) \$455 Solid (TK-TRAY2) \$520	
Floor-Mounted High-Flow Tub Filler two designs available	
Contemporary Chrome (FILLC) \$1,480 Brushed Nickel (FILLBN) \$1,710	Traditional Chrome (FILLTC) \$1,505 Brushed Nickel (FILLTBN) \$1,745
Faucet Stand SculptureStone® Standard	
Small 3-hole capacity 14¼" w x 21¾" h Matte (STAND) \$670	Large 5-hole capacity 22" w x 21¾" h Matte (STANDL) \$790
+\$400 gloss finish upcharge (SSGLOSSSNK)	



Harmony 2

MODEL 86

71.25" x 41" x 25.625"

Cable Driven

Turn the overflow knob clockwise to open the drain, then counterclockwise to close the drain.



- Drain Finishes - PVC Drain Kit**
 White/Bone/Biscuit (WOCDW) **\$440**
 Chrome (W OCD) **\$410**
 Brushed Nickel (WOCDBN) **\$415**
 Polished Nickel (WOCDPN) **\$540**
 Oil-Rubbed Bronze[†] (WOCBOR) **\$550**
 Polished Brass (WOCDBR) **\$520**
 Special Finishes* (WOCDSF) **\$1,135**

MTI does not offer a brass body cable drain kit.

Lift & Turn

Simple lift & turn to open. Lift, turn & release to close.



- Drain Finishes - PVC Drain Kit**
 Chrome (WOC) **\$185**
 White (WOW) **\$245**
 Brushed Nickel (WOBN) **\$305**

Toe Tap Push down on drain cover to open and close.



- Round Overflow - PVC Drain Kit**
 Chrome (WOTTC) **\$380**
 Brushed Nickel (WOTTBN) **\$385**
 Polished Nickel (WOTTPN) **\$385**
 Special Finishes* (WOTTSF) **\$1,090**



- Round Overflow - Solid Brass Drain**
 Chrome (WOTTSBC) **\$810**
 Brushed Nickel (WOTTSBBN) **\$810**
 Polished Nickel (WOTTSBPN) **\$810**



- Rectangular Overflow - PVC Drain Kit**
 Chrome (WOTRC) **\$400**
 Brushed Nickel (WOTRBN) **\$410**
 White (WOTRW) **\$440**

Rectangular Overflow kit must be specified when the tub is ordered.

Slim-Line Overflow with Toe Tap Drain

Sleek low profile overflow is factory installed • Overflow measures 4.5" x 1"
 Provides a deeper soak • Not available for commercial applications



Must be specified when the tub is ordered.
Available for select Designer Collection tubs only.

Slim-Line Overflow with Toe-Tap PVC Drain

- Chrome (SLOT C) **\$500**
 Brushed Nickel (SLOTBN) **\$530**
 Polished Nickel (SLOTPN) **\$555**
 White (SLOTW) **\$420**



Slim-Line Overflow with Toe-Tap Solid Brass Drain

- Chrome (SLOTSBC) **\$930**
 Brushed Nickel (SLOTSBBN) **\$935**
 Polished Nickel (SLOTSBPN) **\$935**
 White (SLOTSBW) **\$965**

See individual tub specification sheets for availability.

* Allow 2-4 weeks lead time for Special Finishes. Send sample for best match.

[†]Oil Rubbed Bronze finishes vary among manufacturers. MTI has selected a finish that is compatible with many available. To ensure best match, order as a Special Finish and submit a sample.

NOTE:

MTI does not warrant drain kits or finishes, though drain kits may carry a direct factory warranty from the manufacturer. Proper drain installation is the responsibility of the installer. MTI's tub warranty does not cover drain leakage.

