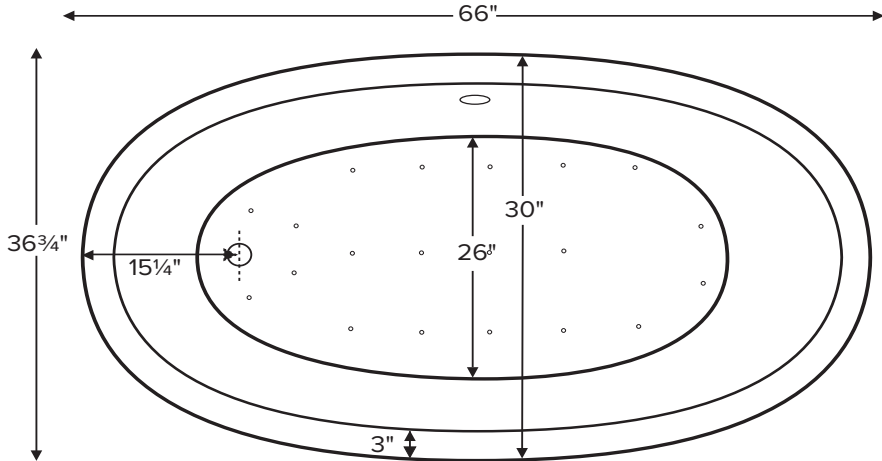


Louise 2

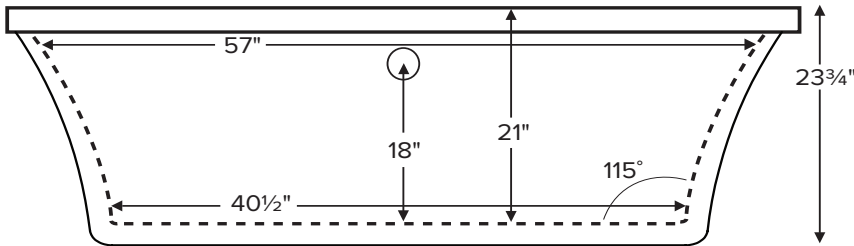


Features a centered overflow with end drain location that may be specified at the time of order.

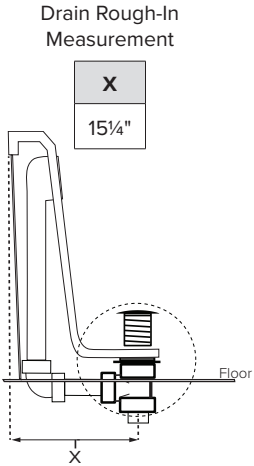
MODEL 252	
66" x 36.75" x 23.75"	
FREESTANDING 86 gal to overflow	
Acrylic CXL™	DoloMatte™
130 lbs / 59 kg <SOAKER>	146 lbs / 66 kg
Filling this tub to the maximum may require an above average size or dedicated water heater.	



Requires use of a wall-mounted or freestanding tub filler.
Shown with Air Massage Package.



Footprint: 49 1/2" x 31 1/2"



ELECTRICAL COMPONENTS & SPECIFICATIONS

Hydrotherapy Package	Components Included	110V GFCI
Air Massage	heated blower	1-15 amp
Air Massage Elite	heated blower, chromatherapy	1-15 amp

Electrical requirements may change with the addition of optional therapy components.
See specific option details or installation information.
CSA Certified C/US; ANSI Z124.1 and ANSI 112.19.7

IMPORTANT ORDERING & INSTALLATION INFORMATION:

- Before ordering or installing, please consider future access to equipment.
- No access panel. Tub features factory installed overflow with toe tap drain.
- Air baths require job site preparations for remote mounting the blower and required check valve. Check valve must be installed higher than the rim of the tub.
- Hydrotherapy equipment may ship loose for remote installation depending on tub model. See package content on the following page for details.
- Radiance placed on floor locations will affect placement of air jets.
- Faucet valves cannot be installed on this tub model.
- All tubs are in accordance with CSA B45.5/IAPMO Z124 standard and compliant with ASTM C 1028-07 coefficient of friction. Dolomatte meets ANSI A137.1/A326.3 coefficient of friction and AS HB198:2014 pendulum slip resistance testing.

• Before discarding tub crate, check for accessories that may be packaged inside.
• All product measurements are ±1/2".
• Specifications and configurations are subject to change without notice.
• Measurements herein supersede all others published prior to publication date below.



Louise 2

MODEL 252

66" x 36.75" x 23.75"

Hydrotherapy Packages	Package Contents	Acrylic CXL™		DoloMatte™	
		Part #	MSRP	Part #	MSRP
Soaker	Soaking bath - no jets; includes a pre-leveled foam base and factory-installed overflow with toe-tap drain kit in chrome.	Left-Hand Drain S252L	\$6,055	Left-Hand Drain S252LDM	\$6,855
		Right-Hand Drain S252R		Right-Hand Drain S252RDM	
Air Massage	20 air jets, heated air blower, pre-leveled foam base and factory-installed overflow with toe-tap drain kit in chrome. Blower and control boxes must be remote located.	Left-Hand Drain S252L	\$9,415	Left-Hand Drain S252LDM	\$10,215
		Right-Hand Drain AST252R		Right-Hand Drain AST252RDM	
Air Massage Elite	30 air jets, heated air blower, Chromatherapy LED lighting, Spa Mode, pre-leveled foam base. and factory-installed overflow with toe-tap drain kit in chrome. Blower and control boxes must be remote located.	Left-Hand Drain S252L	\$11,305	Left-Hand Drain S252LDM	\$12,105
		Right-Hand Drain AE252R		Right-Hand Drain AE252RDM	

RECOMMENDED SENSORY THERAPIES

Chromatherapy

(LE) **\$730** underwater lighting
2 LED lights included

Audiotherapy

(STEREOBT) **\$1,260** 2 transducers
with bluetooth and amplifier
(BTREMOTE) **\$515** bluetooth remote

(STEREOH202) **\$1,525** 4 transducers
amplifier not included

Thermaltherapy

(RAD100) **\$1,470** Radiance®
2 heated zones included

Options
<i>Must be ordered at time of purchase.</i>
Standard Colors White (CWH) DoloMatte available in matte white only. Biscuit (CBS) Not available for DoloMatte. <i>Please call for availability of special colors.</i>
Quick Ship reduces lead time (QSPRI) \$400 <i>Please call for availability</i>
Textured, Slip-Resistant Bottom (TXTBTM) \$105

Accessories	
Pillows from \$150	
Teak Bath Mat (TKMAT3018) \$740 <i>Custom sizes also available. Contact MTI for details and pricing.</i>	
Teak Tub Tray Slatted (TK-TRAY1) \$455 Solid (TK-TRAY2) \$520	
Floor-Mounted High-Flow Tub Filler two designs available	
Contemporary Chrome (FILLC) \$1,480 Brushed Nickel (FILLBN) \$1,710	Traditional Chrome (FILLTC) \$1,505 Brushed Nickel (FILLTBN) \$1,745
Faucet Stand SculptureStone® Standard	
Small 3-hole capacity 14¼" w x 21¾" h Matte (STAND) \$670	Large 5-hole capacity 22" w x 21¾" h Matte (STANDL) \$790
+\$400 gloss finish upcharge (SSGLOSSNK)	

Drains & Overflow Kits *Must be ordered at time of purchase*

Direct Drain Tee Toe Tap with Round Overflow – PVC Drain Kit
Overflow is factory installed
Chrome (WOTTC) included
Brushed Nickel (WOTTBNU) substitute free of charge

Finish Upcharge
White (WOTTWU) **\$35**
Polished Nickel (WOTTENU) **\$60**
Oil-Rubbed Bronze+ (WOTTORU) **\$60**
Special Finishes* (WOTTSFU) **\$615**

