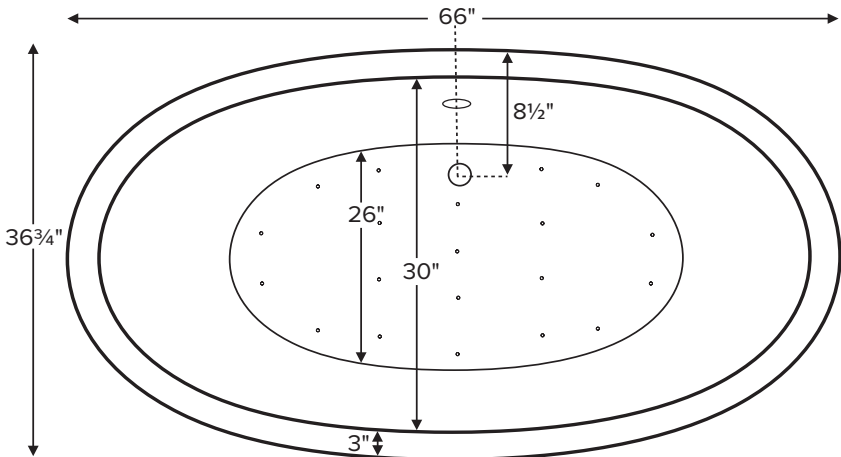


Louise 1

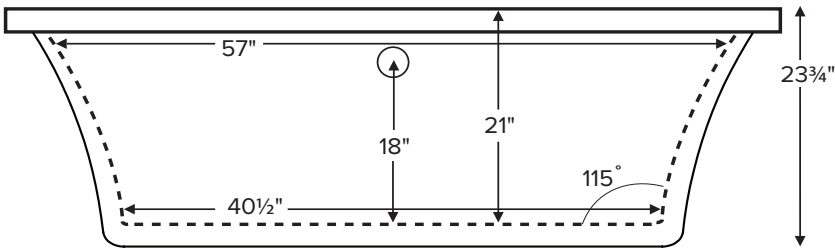
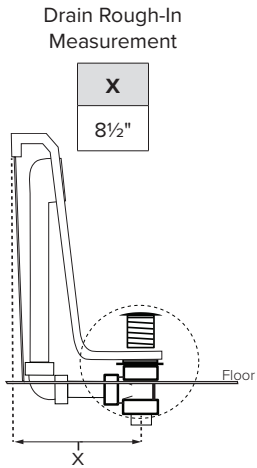


Features a centered overflow with center drain.

MODEL 251	
66" x 36.75" x 23.75"	
FREESTANDING 86 gal to overflow	
Acrylic CXL™	DoloMatte™
130 lbs / 59 kg	<SOAKER> 146 lbs / 66 kg
Filling this tub to the maximum may require an above average size or dedicated water heater.	



Requires use of a wall-mounted or freestanding tub filler.
Shown with Air Massage Package.



Footprint: 49 1/2" x 31 1/2"

ELECTRICAL COMPONENTS & SPECIFICATIONS

Hydrotherapy Package	Components Included	110V GFCI
Air Massage	heated blower	1-15 amp
Air Massage Elite	heated blower, chromatherapy	1-15 amp
Electrical requirements may change with the addition of optional therapy components. See specific option details or installation information. CSA Certified C/US; ANSI Z124.1 and ANSI 112.19.7		

IMPORTANT ORDERING & INSTALLATION INFORMATION:

- Before ordering or installing, please consider future access to equipment.
- No access panel. Tub features factory installed overflow with toe tap drain.
- Air baths require job site preparations for remote mounting the blower and required check valve. Check valve must be installed higher than the rim of the tub.
- Hydrotherapy equipment may ship loose for remote installation depending on tub model. See package content on the following page for details.
- Radiance placed on floor locations will affect placement of air jets.
- Faucet valves cannot be installed on this tub model.
- All tubs are in accordance with CSA B45.5/APMO Z124 standard and compliant with ASTM C 1028-07 coefficient of friction. Dolomatte meets ANSI A137.1/A326.3 coefficient of friction and AS HB198:2014 pendulum slip resistance testing.

• Before discarding tub crate, check for accessories that may be packaged inside.
• All product measurements are ±1/2".
• Specifications and configurations are subject to change without notice.
• Measurements herein supersede all others published prior to publication date below.



Louise 1

MODEL 251

66" x 36.75" x 23.75"

Hydrotherapy Packages	Package Contents	Acrylic CXL™		DoloMatte™	
		Part #	MSRP	Part #	MSRP
Soaker	Soaking bath - no jets; includes a pre-leveled foam base and factory-installed overflow with toe-tap drain kit in chrome.	S251	\$6,055	S251DM	\$6,855
Air Massage	20 air jets, heated air blower, pre-leveled foam base and factory-installed overflow with toe-tap drain kit in chrome. Blower and control boxes must be remote located.	AST251	\$9,415	AST251DM	\$10,215
Air Massage Elite	30 air jets, heated air blower, Chromatherapy LED lighting, Spa Mode, pre-leveled foam base. and factory-installed overflow with toe-tap drain kit in chrome. Blower and control boxes must be remote located.	AE251	\$11,305	AE251DM	\$12,105

RECOMMENDED SENSORY THERAPIES

Chromatherapy

(LE) **\$730** underwater lighting
2 LED lights included

Audiotherapy

(STEREOBT) **\$1,260** 2 transducers
with bluetooth and amplifier
(BTREMOTE) **\$515** bluetooth remote

(STEREOH202) **\$1,525** 4 transducers
amplifier not included

Thermaltherapy

(RAD100) **\$1,470** Radiance®
2 heated zones included

Options

Must be ordered at time of purchase.

Standard Colors White (CWH) DoloMatte available in matte white only.
Biscuit (CBS) Not available for DoloMatte.

Please call for availability of special colors.

Quick Ship reduces lead time (QSPRI) **\$400**

Please call for availability

Textured, Slip-Resistant Bottom (TXTBTM) **\$105**

Accessories

Pillows from \$150

Teak Bath Mat (TKMAT3018) **\$740**

Custom sizes also available. Contact MTI for details and pricing.

Teak Tub Tray

Slatted (TK-TRAY1) **\$455** Solid (TK-TRAY2) **\$520**

Floor-Mounted High-Flow Tub Filler two designs available

Contemporary

Chrome (FILLC) **\$1,480**

Brushed Nickel (FILLBN) **\$1,710**

Traditional

Chrome (FILLTC) **\$1,505**

Brushed Nickel (FILLTBN) **\$1,745**

Faucet Stand SculptureStone® Standard

Small 3-hole capacity

14¼" w x 21¾" h

Matte (STAND) **\$670**

Large 5-hole capacity

22" w x 21¾" h

Matte (STANDL) **\$790**

+\$400 gloss finish upcharge (SSGLOSSSNK)

Drains & Overflow Kits Must be ordered at time of purchase

Direct Drain Tee Toe Tap with Round Overflow – PVC Drain Kit

Overflow is factory installed

Chrome (WOTTC) included

Brushed Nickel (WOTTBNU) substitute free of charge

Finish Upcharge

White (WOTTWU) **\$35**

Polished Nickel (WOTTPNU) **\$60**

Oil-Rubbed Bronze* (WOTTORU) **\$60**

Special Finishes* (WOTTSFU) **\$615**