
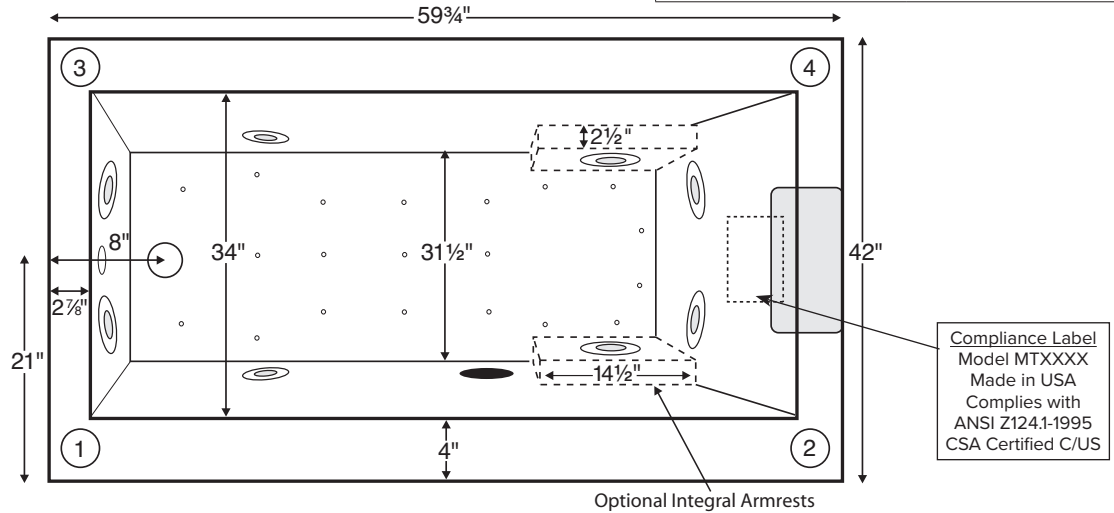


Andrea® 12

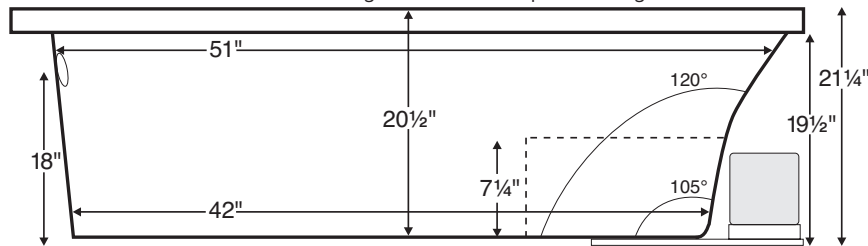


MODEL 102		
59.75" x 42" x 21.25"		
DROP-IN or UNDERMOUNT 116 gal to overflow		
Acrylic CXL™	DoloMatte™	
90 lbs / 41 kg	<SOAKER>	101 lbs / 46 kg
115 lbs / 52 kg	<PLUMBED>	129 lbs / 59 kg
Filling this tub to the maximum may require an above average size or dedicated water heater.		



Compliance Label
Model MTXXXX
Made in USA
Complies with
ANSI Z1241-1995
CSA Certified C/US

Numbered areas on tub deck represent possible locations to install cleaning systems, faucets and other fixtures. Shown with Air Massage and Ultra Whirlpool Package.



IMPORTANT:
Air baths and tubs with a pre-leveled foam base or frame system add 2-3" to overall tub height.

IMPORTANT ORDERING & INSTALLATION INFORMATION

- Before ordering or installing, please consider future access to equipment.
- Add proper bedding compound to fully level and support bottom of tub.
- When equipped with an air bath package, pre-leveled foam base or frame system, overall tub height is increased by approx. 2-3" and is designed to install on a flat, level subfloor.
- Radiance placed on airbath floor will affect placement of air jets.
- System components may extend beyond the perimeter of deck.
- Please measure tub **on-site** before building tub decking.
- Advise MTI when planning to use a glass enclosure. Relocation of controls may be necessary.
- Suction and control locations may vary.

ELECTRICAL COMPONENTS & SPECIFICATIONS

Hydrotherapy Package	Components Included	GFCI / 110V
Standard Whirlpool	2-bhp pump	1-15 amp
Stream Bath	1/2-bhp, ozone	1-20 amp
Microbubbles	Microbubbles pump	1-15 amp
Ultra Whirlpool	2-bhp pump, inline heater, ozone	2-15 amp
Air Massage	heated blower	1-15 amp
Air Massage Elite	heated blower, chromatherapy	1-15 amp
Air Massage w/ Stream Bath	1/2-bhp pump, heated blower, ozone	1-20 amp
Air Massage Elite w/ Stream Bath	1/2-bhp pump, heated blower, chromatherapy, ozone	1-20 amp

Electrical requirements may change with the addition of optional therapy components. See specific option details or installation information.
CSA Certified C/US; ANSI Z124.1 and ANSI 112.19.7

Hydrotherapy Package	Components Included	GFCI / 110V
Microbubbles with Air	Microbubbles pump, heated blower	1-20 amp
Microbubbles with Air Elite	Microbubbles pump, heated blower, chromatherapy	2-15 amp
Air with Whirlpool	2-bhp pump, heated blower	2-15 amp
Air with Ultra Whirlpool	2-bhp pump, inline heater, heated blower, ozone	2-20 amp
Air Elite with Whirlpool	2-bhp pump, heated blower, chromatherapy	2-15 amp
Air Elite with Ultra Whirlpool	2-bhp pump, inline heater, heated blower, chromatherapy, ozone	2-20 amp

See the Installation & Operation Manual for more details.
MTI's Customer Service Monday-Friday 8am-6pm EST
800-783-8827 or service@mtibaths.com

- Before discarding tub crate, check for accessories that may be packaged inside.
- All product measurements are ±1/2".
- Specifications and configurations are subject to change without notice.
- Measurements herein supersede all others published prior to publication date below.



- Aromatherapy is eliminated for undermount applications
- Air Baths, Pre-Levelled Foam Base or Frame Systems increase overall height by 2-3".

Andrea® 12
 MODEL 102
 59.75" x 42" x 21.25"

Hydrotherapy Packages	Package Contents	Acrylic CXL™		DoloMatte™	
		Part #	MSRP	Part #	MSRP
Soaker	Soaking bath - no jets	S102-DI	\$2,870	S102DM-DI	\$3,470
		S102-UM		S102DM-UM	
Stream Bath	6 side vents, 2 end vents, 1/2 bhp pump, Ozone	SM102-DI	\$5,415	SM102DM-DI	\$6,015
		SM102-UM		SM102DM-UM	
Microbubbles	1 microbubbles infusion port and pump	M102-DI	\$6,190	M102DM-DI	\$6,790
		M102-UM		M102DM-UM	
Air Massage	20 air jets, heated air blower, Aromatherapy, pre-leveled foam base	AST102-DI	\$6,520	AST102DM-DI	\$7,120
		AST102-UM		AST102DM-UM	
Air Massage Elite	30 air jets, heated air blower, Aromatherapy, Chromatherapy LED lighting, Spa Mode, pre-leveled foam base	AE102-DI	\$8,420	AE102DM-DI	\$9,020
		AE102-UM		AE102DM-UM	
Stream Bath with Air Massage	6 side vents, 2 end vents, 1/2 bhp pump, Ozone, 20 air jets, heated air blower, Aromatherapy, pre-leveled foam base	ASTSM102-DI	\$8,565	ASTSM102DM-DI	\$9,165
		ASTSM102-UM		ASTSM102DM-UM	
Stream Bath with Air Massage Elite	6 side vents, 2 end vents, 1/2 bhp pump, Ozone, 30 air jets, heated air blower, Aromatherapy, Chromatherapy LED lighting, Spa Mode, pre-leveled foam base	AESM102-DI	\$10,665	AESM102DM-DI	\$11,265
		AESM102-UM		AESM102DM-UM	
Microbubbles with Air Massage	1 microbubbles infusion port and pump, 20 air jets, heated air blower, Aromatherapy, pre-leveled foam base	ASTM102-DI	\$9,240	ASTM102DM-DI	\$9,840
		ASTM102-UM		ASTM102DM-UM	
Microbubbles with Air Massage Elite	1 microbubbles infusion port and pump, 30 air jets, heated air blower, Aromatherapy, Chromatherapy LED lighting, Spa Mode, pre-leveled foam base	AEM102-DI	\$11,040	AEM102DM-DI	\$11,640
		AEM102-UM		AEM102DM-UM	
Standard Whirlpool	6 point-massage jets, 2-bhp pump	P102-DI	\$5,235	P102DM-DI	\$5,835
		P102-UM		P102DM-UM	
Ultra Whirlpool	8 point-massage jets, 2-bhp pump, inline heater, Ozone	P102U-DI	\$7,230	P102UDM-DI	\$7,830
		P102U-UM		P102UDM-UM	
Air Massage with Standard Whirlpool	6 point-massage jets, 2-bhp pump, 20 air jets, heated air blower, Aromatherapy, pre-leveled foam base	AW102-DI	\$8,885	AW102DM-DI	\$9,485
		AW102-UM		AW102DM-UM	
Air Massage with Ultra Whirlpool	8 point-massage jets, 2-bhp pump, inline heater, 20 air jets, heated air blower, Aromatherapy, Ozone, pre-leveled foam base	AU102-DI	\$10,880	AU102DM-DI	\$11,480
		AU102-UM		AU102DM-UM	
Air Massage Elite with Standard Whirlpool	6 point-massage jets, 2-bhp pump, 30 air jets, heated air blower, Aromatherapy, Chromatherapy LED lighting, Spa Mode, pre-leveled foam base	AEAP102-DI	\$10,785	AEAP102DM-DI	\$11,385
		AEAP102-UM		AEAP102DM-UM	
Air Massage Elite with Ultra Whirlpool	8 point-massage jets, 2-bhp pump, inline heater, 30 air jets, heated air blower, Aromatherapy, Ozone, Chromatherapy LED lighting, Spa Mode, pre-leveled foam base	AEAP102U-DI	\$11,880	AEAP102UDM-DI	\$12,480
		AEAP102U-UM		AEAP102UDM-UM	

RECOMMENDED SENSORY THERAPIES

Chromatherapy

(LE) **\$800** underwater lighting
 2 LED lights included

Audiotherapy

(STEREOBT) **\$1,390** 2 transducers with bluetooth and amplifier
 (BTREMOTE) **\$600** bluetooth remote

(STEREOH202) **\$1,575** 4 transducers amplifier not included

Thermaltherapy

(RAD100) **\$1,595** Radiance®
 2 heated zones included
 (HTISOAK) **\$825**



For more information on options and accessories go to Acrylic Tub Options at mtibaths.com

Options <i>Must be ordered at time of purchase.</i>
Standard Colors White (CWH) Biscuit (CBS) <i>Please call for availability of special colors.</i>
Quick Ship reduces lead time (QSPRI) \$430 <i>Please call for availability</i>
Inline Heater maintains water temperature For Soaker or Air Baths (HTISOAK) \$825 Includes a recirculating pump <i>Cannot be combined with Microbubbles.</i>
Virtual Spout high-flow integrated tub filler (FPMJ) \$450 <i>Must specify stub-out location on order. See page 1 for location options.</i>
Grab Bars from \$330 <i>Selections vary. Personalization available.</i>
Textured, Slip-Resistant Bottom (TXTBTM) \$105 Compliant with ASTM C 1028-07 friction coefficient.
Low-Profile Rim - reduces rim height to 1" (LPR) \$265
Integral Armrests - 1 pair (INTARM) \$140 end drain tub models Integral Armrests - 2 pair (INTARM2) \$295 center drain tub models
Accessories
Pillows from \$180
Teak Bath Mat (TKMAT3018) \$815 <i>Custom sizes also available. Contact MTI for details and pricing.</i>
Teak Tub Tray Slatted (TK-TRAY1) \$500 Solid (TK-TRAY2) \$570
Teak Seat (TK-REMSEAT) \$660 For use with armrests only.

Hydrotherapy Equipment & Cleaning Systems <i>Must be ordered at time of purchase.</i>
Inline Heater maintains water temperature For Whirlpools or Stream Bath (HTI) \$570 Uses existing pump <i>Cannot be combined with Microbubbles.</i>
Whirlpool Cleaning Systems Fill-Flush (FFSO) \$590 Simple Touch (FFE) \$1,020 <i>Must specify stub-out location on order. See page 1 for location options.</i>
Whirlpool Jets Pump upgrade may be advisable for optimal performance when adding jets. Point-Massage Jet Extra Point-Massage Jet (EJ) \$315 Micro-Jet from \$360 <i>Jet styles and packages vary. Personalization available.</i> Pump Upgrade - 3-bhp (PUMP3) \$315
Jet Trim Kits For Standard Whirlpool Chrome (TRC) \$270 , Brushed Nickel (TRBN) \$725 For Ultra Whirlpool Chrome (TRCU) \$370 , Brushed Nickel (TRBNU) \$960 <i>Other finishes available.</i>
Ozonator (OZONE) \$515 <i>Cannot be added to soakers or airbaths without combination hydrotherapy package or HTISOAK.</i>

Installation Options <i>Must be ordered at time of purchase.</i>	Tile Flange Factory-Installed on 3 sides - rigid ABS (TFK3) \$200 Field Install Kit - includes rigid ABS & adhesive (TFKNI) \$185 IMPORTANT: <i>Must specify flange location(s) on order of Factory-Installed Flange. Not available with optional Low-Profile Rim.</i>
Pre-Leveled Foam Base (PLFOAM) \$295 All airbaths include a pre-leveled foam base.	
Pre-Leveled Frame and Foam Base (PLF) \$740	
Pre-Leveled Frame and Foam Base with Skirting (Acrylic CXL™ tubs only) <i>For pricing and details go to mtibaths.com</i>	

Drains & Overflow Kits	<i>Toe Tap Rectangular Overflow must be ordered at time of purchase</i>	
Cable Driven	Toe Tap	Toe Tap
Drain Finishes – PVC Drain Kit White/Biscuit (WOCDW) \$440 Chrome (WOC) \$410 Brushed Nickel (WOCDBN) \$490 Polished Nickel (WOCDPN) \$540 Oil-Rubbed Bronze+ (WOCDOR) \$550 Polished Brass (WOCDBR) \$690 Special Finishes* (WOCDSF) \$1,135 <i>MTI does not offer a brass body cable drain kit.</i>	Round Overflow – PVC Drain Kit Chrome (WOTTC) \$380 Brushed Nickel (WOTTBN) \$385 Polished Nickel (WOTTPN) \$385 Special Finishes* (WOTTSF) \$1,145 Round Overflow – Solid Brass Drain Chrome (WOTTSBC) \$810 Brushed Nickel (WOTTSBBN) \$810 Polished Nickel (WOTTSBPN) \$810	Rectangular Overflow – PVC Drain Kit Chrome (WOTRC) \$470 Brushed Nickel (WOTRBN) \$430 White (WOTRW) \$525 Lift & Turn Drain Finishes – PVC Drain Kit Chrome (WOC) \$185 White (WOW) \$245 Brushed Nickel (WOBN) \$305

Slim-Line Overflow with Toe Tap Drain <i>Must be ordered at time of purchase.</i>	Slim-Line Overflow with Toe Tap Drain	Slim-Line Overflow with Toe Tap Drain
<ul style="list-style-type: none"> Low profile overflow is factory installed Overflow measures 4.5" x 1" Provides a deeper soak Not available for commercial applications 	PVC Drain Chrome (SLOT) \$500 Brushed Nickel (SLOTBN) \$530 Polished Nickel (SLOTPN) \$555 White (SLOTW) \$430	Solid Brass Drain Chrome (SLOTSBC) \$930 Brushed Nickel (SLOTSBBN) \$935 Polished Nickel (SLOTSBPN) \$935 White (SLOTSBW) \$965

* MTI has selected an oil-rubbed bronze finish that is compatible with Delta and many other manufacturers. To ensure best match, order as a Special Finish and submit a sample.

* Allow 2-4 weeks lead time for Special Finishes. Send sample for best match.

