
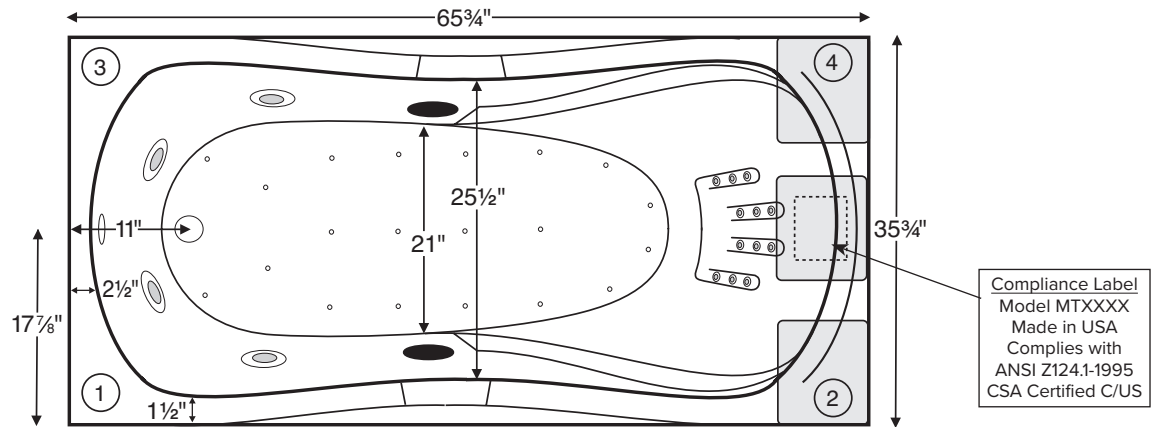


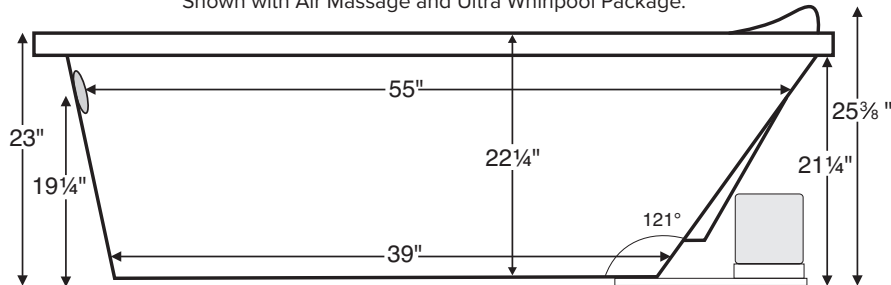
Reflection 2



<b>MODEL 46</b>		
65.75" x 35.75" x 23"		
DROP-IN (cannot be undermounted) <i>Not recommended as a tub/shower combination</i> 76 gal to overflow		
<b>Acrylic CXL™</b>		<b>DoloMatte™</b>
100 lbs / 45 kg	<SOAKER>	113 lbs / 51 kg
150 lbs / 68 kg	<PLUMBED>	163 lbs / 74 kg
Filling this tub to the maximum may require an above average size or dedicated water heater.		



Numbered areas on tub deck represent possible locations to install cleaning systems, faucets and other fixtures. Shown with Air Massage and Ultra Whirlpool Package.



**IMPORTANT:**  
Air baths and tubs with a pre-leveled foam base or frame system add 2-3" to overall tub height.

**IMPORTANT ORDERING & INSTALLATION INFORMATION**

- Before ordering or installing, please consider future access to equipment.
- Add proper bedding compound to fully level and support bottom of tub.
- When equipped with an air bath package, pre-leveled foam base or frame system, overall tub height is increased by approx. 2-3" and is designed to install on a flat, level subfloor.
- Radiance placed on airbath floor will affect placement of air jets.
- System components may extend beyond the perimeter of deck.
- Please measure tub **on-site** before building tub decking.
- Advise MTI when planning to use a glass enclosure. Relocation of controls may be necessary.
- Suction and control locations may vary.

**ELECTRICAL COMPONENTS & SPECIFICATIONS**

Hydrotherapy Package	Components Included	GFCI / 110V
Standard Whirlpool	2-bhp pump	1-15 amp
Stream Bath	1/2-bhp, ozone	1-20 amp
Microbubbles	Microbubbles pump	1-15 amp
Ultra Whirlpool	2-bhp pump x 2, inline heater, ozone	2-20 amp
Air Massage	heated blower	1-15 amp
Air Massage Elite	heated blower, chromatherapy	1-15 amp
Air Massage w/ Stream Bath	1/2-bhp pump, heated blower, ozone	1-20 amp
Air Massage Elite w/ Stream Bath	1/2-bhp pump, heated blower, chromatherapy, ozone	1-20 amp

Electrical requirements may change with the addition of optional therapy components. See specific option details or installation information.  
CSA Certified C/US; ANSI Z124.1 and ANSI 112.19.7

Hydrotherapy Package	Components Included	GFCI / 110V
Microbubbles with Air	Microbubbles pump, heated blower	1-20 amp
Microbubbles with Air Elite	Microbubbles pump, heated blower, chromatherapy	2-15 amp
Air with Whirlpool	2-bhp pump, heated blower	2-15 amp
Air with Ultra Whirlpool	2-bhp pump x 2, inline heater, heated blower, ozone	2-20 amp
Air Elite with Whirlpool	2-bhp pump, heated blower, chromatherapy	2-15 amp
Air Elite with Ultra Whirlpool	2-bhp pump x 2, inline heater, heated blower, chromatherapy, ozone	2-20 amp

See the Installation & Operation Manual for more details.  
MTI's Customer Service Monday-Friday 8am-6pm EST  
800-783-8827 or service@mtibaths.com

- Before discarding tub crate, check for accessories that may be packaged inside.
- All product measurements are ±1/2".
- Specifications and configurations are subject to change without notice.
- Measurements herein supersede all others published prior to publication date below.



Reflection 2

MODEL 46

65.75" x 35.75" x 23"

- Aromatherapy is eliminated for undermount applications
- Air Baths, Pre-Levelled Foam Base or Frame Systems increase overall height by 2-3".

Hydrotherapy Packages	Package Contents	Acrylic CXL™		DoloMatte™	
		Part #	MSRP	Part #	MSRP
Soaker	Soaking bath - no jets	S46	\$2,630	S46DM	\$3,230
Stream Bath	6 side vents, 2 end vents, 1/2 bhp pump, Ozone	SM46	\$5,175	SM46DM	\$5,775
Microbubbles	1 microbubbles infusion port and pump	M46	\$5,950	M46DM	\$6,550
Air Massage	20 air jets, heated air blower, Aromatherapy, pre-leveled foam base	AST46	\$6,280	AST46DM	\$6,880
Air Massage Elite	30 air jets, heated air blower, Aromatherapy, Chromotherapy LED lighting, Spa Mode, pre-leveled foam base	AE46	\$8,180	AE46DM	\$8,780
Stream Bath with Air Massage	6 side vents, 2 end vents, 1/2 bhp pump, Ozone, 20 air jets, heated air blower, Aromatherapy, pre-leveled foam base	ASTSM46	\$8,325	ASTSM46DM	\$8,925
Stream Bath with Air Massage Elite	6 side vents, 2 end vents, 1/2 bhp pump, Ozone, 30 air jets, heated air blower, Aromatherapy, Chromotherapy LED lighting, Spa Mode, pre-leveled foam base	AESM46	\$10,425	AESM46DM	\$11,025
Microbubbles with Air Massage	1 microbubbles infusion port and pump, 20 air jets, heated air blower, Aromatherapy, pre-leveled foam base	ASTM46	\$9,000	ASTM46DM	\$9,600
Microbubbles with Air Massage Elite	1 microbubbles infusion port and pump, 30 air jets, heated air blower, Aromatherapy, Chromotherapy LED lighting, Spa Mode, pre-leveled foam base	AEM46	\$10,800	AEM46DM	\$11,400
Standard Whirlpool	7 point-massage jets, 2-bhp pump	P46	\$4,995	P46DM	\$5,595
Ultra Whirlpool	4 point-massage jets, 12 micro-jets with Tsubo massage, 2 2-bhp pumps, inline heater, Ozone	P46U	\$6,990	P46UDM	\$7,590
Air Massage with Standard Whirlpool	7 point-massage jets, 2-bhp pump, 20 air jets, heated air blower, Aromatherapy, pre-leveled foam base	AW46	\$8,645	AW46DM	\$9,245
Air Massage with Ultra Whirlpool	4 point-massage jets, 12 micro jets with Tsubo massage, 2 2-bhp pumps, inline heater, 20 air jets, heated air blower, Aromatherapy, Ozone, pre-leveled foam base	AU46	\$10,640	AU46DM	\$11,240
Air Massage Elite with Standard Whirlpool	7 point-massage jets, 2-bhp pump, 30 air jets, heated air blower, Aromatherapy, Chromotherapy LED lighting, Spa Mode, pre-leveled foam base	AEAP46	\$10,545	AEAP46DM	\$11,145
Air Massage Elite with Ultra Whirlpool	4 point-massage jets, 12 micro-jets with Tsubo massage, 2 2-bhp pumps, inline heater, 30 air jets, heated air blower, Aromatherapy, Ozone, Chromotherapy LED lighting, Spa Mode, pre-leveled foam base	AEAP46U	\$11,640	AEAP46UDM	\$12,240

RECOMMENDED SENSORY THERAPIES

**Chromotherapy**

(LE) **\$800** underwater lighting  
2 LED lights included

**Audiotherapy**

(STEREOBT) **\$1,390** 2 transducers with bluetooth and amplifier  
(BTREMOTE) **\$600** bluetooth remote

(STEREOH202) **\$1,575** 4 transducers amplifier not included

**Thermaltherapy**

(RAD100) **\$1,595** Radiance®  
2 heated zones included  
(HTISOAK) **\$825**



For more information on options and accessories go to Acrylic Tub Options at mtbaths.com

<b>Options</b> <i>Must be ordered at time of purchase.</i>
<b>Standard Colors</b> White (CWH) Biscuit (CBS) <i>Please call for availability of special colors.</i>
<b>Quick Ship</b> reduces lead time (QSPRI) <b>\$430</b> <i>Please call for availability</i>
<b>Inline Heater</b> maintains water temperature <b>For Soaker or Air Baths (HTISOAK) \$825</b> Includes a recirculating pump <i>Cannot be combined with Microbubbles.</i>
<b>Virtual Spout</b> high-flow integrated tub filler (FPMJ) <b>\$450</b> <i>Must specify stub-out location on order. See page 1 for location options.</i>
<b>Grab Bars</b> from <b>\$330</b> <i>Selections vary. Personalization available.</i>
<b>Textured, Slip-Resistant Bottom</b> (TXTBTM) <b>\$105</b> Compliant with ASTM C 1028-07 friction coefficient.

<b>Accessories</b>
<b>Pillows</b> from <b>\$180</b>
<b>Teak Bath Mat</b> (TKMAT3018) <b>\$815</b> <i>Custom sizes also available. Contact MTI for details and pricing.</i>

<b>Hydrotherapy Equipment &amp; Cleaning Systems</b> <i>Must be ordered at time of purchase.</i>
<b>Inline Heater</b> maintains water temperature <b>For Whirlpools or Stream Bath (HTI) \$570</b> Uses existing pump <i>Cannot be combined with Microbubbles.</i>
<b>Whirlpool Cleaning Systems</b> <b>Fill-Flush (FFSO) \$590</b> <b>Simple Touch (FFE) \$1,020</b> <i>Must specify stub-out location on order. See page 1 for location options.</i>
<b>Whirlpool Jets</b> Pump upgrade may be advisable for optimal performance when adding jets. <b>Point-Massage Jet</b> Extra Point-Massage Jet (EJ) <b>\$315</b> <b>Micro-Jet</b> from <b>\$360</b> <i>Jet styles and packages vary. Personalization available.</i> <b>Pump Upgrade - 3-bhp (PUMP3) \$315</b>
<b>Jet Trim Kits</b> <b>For Standard Whirlpool</b> Chrome (TRC) <b>\$270</b> , Brushed Nickel (TRBN) <b>\$725</b> <b>For Ultra Whirlpool</b> Chrome (TRCU) <b>\$370</b> , Brushed Nickel (TRBNU) <b>\$960</b> <i>Other finishes available.</i>
<b>Ozonator (OZONE) \$515</b> <i>Cannot be added to soakers or airbaths without combination hydrotherapy package or HTISOAK.</i>

<b>Installation Options</b> <i>Must be ordered at time of purchase.</i>
<b>Pre-Leveled Foam Base</b> (PLFOAM) <b>\$295</b> All airbaths include a pre-leveled foam base.
<b>Pre-Leveled Frame and Foam Base</b> (PLF) <b>\$740</b>
<b>Pre-Leveled Frame and Foam Base with Skirting</b> (Acrylic CXL™ tubs only) <i>For pricing and details go to mtbaths.com</i>
<b>Tile Flange</b> <b>Factory-Installed on 3 sides - rigid ABS (TFK3) \$200</b> <b>Field Install Kit - includes rigid ABS &amp; adhesive (TFKNI) \$185</b> <b>IMPORTANT:</b> <i>Must specify flange location(s) on order of Factory-Installed Flange. Not available with optional Low-Profile Rim.</i>

<b>Drains &amp; Overflow Kits</b>
<b>Cable Driven</b> <b>Drain Finishes</b> – PVC Drain Kit White/Bone/Biscuit (WOCDW) <b>\$440</b> Chrome (WOC) <b>\$410</b> Brushed Nickel (WOCDBN) <b>\$490</b> Polished Nickel (WOCDPN) <b>\$540</b> Oil-Rubbed Bronze* (WOCBOR) <b>\$550</b> Polished Brass (WOCDBR) <b>\$690</b> Special Finishes* (WOCDSF) <b>\$1,135</b> <i>MTI does not offer a brass body cable drain kit.</i>
<b>Toe Tap</b> <b>Round Overflow</b> – PVC Drain Kit Chrome (WOTTC) <b>\$380</b> Brushed Nickel (WOTTBN) <b>\$385</b> Polished Nickel (WOTTPN) <b>\$385</b> Special Finishes* (WOTTSF) <b>\$1,145</b> <b>Round Overflow</b> – Solid Brass Drain Chrome (WOTTSBC) <b>\$810</b> Brushed Nickel (WOTTSBBN) <b>\$810</b> Polished Nickel (WOTTSBPN) <b>\$810</b>
<b>Lift &amp; Turn</b> <b>Drain Finishes</b> – PVC Drain Kit Chrome (WOC) <b>\$185</b> White (WOW) <b>\$245</b> Brushed Nickel (WOBN) <b>\$305</b>

\* MTI has selected an oil-rubbed bronze finish that is compatible with Delta and many other manufacturers. To ensure best match, order as a Special Finish and submit a sample.

\* Allow 2-4 weeks lead time for Special Finishes. Send sample for best match.

