

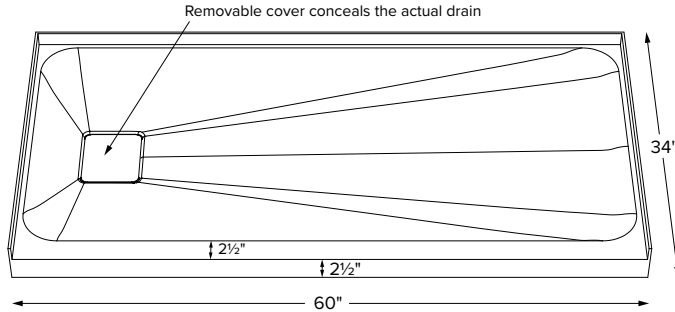
Designer Collection Shower Bases

MTSB-6034IFM


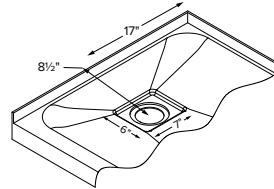
60" x 34" x 2.5"



Shown with color matched SculptureStone® drain cover



When ordering, please specify left- or right-hand drain.



Features softened edges and corners.

GENERAL SPECIFICATIONS:

Material - Acrylic
Shipping Weight - 142 lbs / 64 kg
Threshold - Single Threshold
Drain Location - End

Model #	Size	Shape	MSRP
SB6034IFM	60" x 34" x 2.5"	Rectangle	\$1,710

Options
White (CWH) Matte Finish Only
Quick Ship - Reduces lead time. Please call for availability. (QSPRI) \$380
Radiance® - Shower floor heating system. (RAD100) \$1,080 Radiance heating grids are fully integrated within the acrylic shell structure of the shower floor. Requires a 110-volt, 15 amp GFCI and remote installation of control box & keypad.
Pre-Leveled Foam Base (PLFSB) \$160
Hidden Drain Cover Options SculptureStone® color matched hidden drain cover included. Substitute with the following options Natural Stainless Steel Hidden Drain Cover (DCH6S) Powder Coated White Stainless Steel Hidden Drain Cover (DCH6W) Must specify on order; comes in lieu of color matched cover.
PVC Drain Kit Finishes Chrome included with shower base Brushed Nickel upcharge* (SBDKBN) \$60 Special Finishes upcharge* (SBDKSF) \$295 *Must send finish sample and allow 2 weeks additional lead time.
Drain Kit Options Solid Brass Drain Kit with Stainless Steel Cover (SBDKSB) \$185

Accessories
Shower Niche Constructed of SculptureStone®. Matte Finish - White (SSNWHMT) \$480 Gloss Finish - White (SSNWHGL) \$640
Teak Shower Seat Premium Natural Stainless (TKSSEAT2416BNS) \$2,385 High-Polished Stainless (TKSSEAT2416BHP) \$2,755 Standard Natural Stainless (TKSSEAT2215NS) \$880 High-Polished Stainless (TKSSEAT2215HP) \$1,220
Teak Bath Mat (TKMAT3018) \$430 Measures 30" x 17.5" x 1" Custom sizes also available. Contact MTI for details.

IMPORTANT ORDERING & INSTALLATION INFORMATION:

- Available in Matte White only.
- Single, front threshold design.
- 3-sided integral tile flange to facilitate installation. Must specify drain hand on order.
- 3.5" drain opening pre-drilled.
- Comes standard with color matched SculptureStone Hidden Drain Cover and PVC drain kit in chrome finish.
- Drain finish options on this sheet are upcharge prices only. Contact MTI for ordering details for drain kits sold separately.
- Compliant with ASTM C 1028-07 coefficient of friction test
- Measurements are ± 1/2" and are subject to change without notice.
- Data herein supersedes all prior to publication date shown below.



Optional stainless steel hidden drain cover shown above

MTI's Customer Service Department is available Monday-Friday 8am-6pm EST at 800.783.8827 or service@mtibaths.com.

