


## Designer Collection Shower Bases

# MTSB-6030IFM

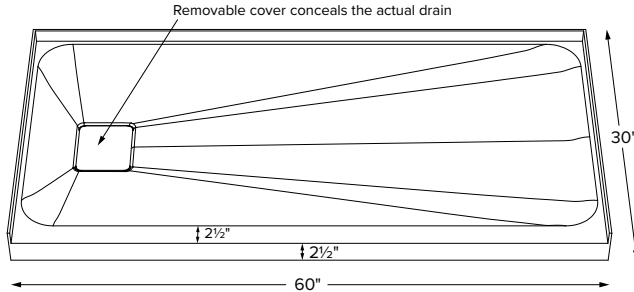
60" x 30" x 2.5"

### GENERAL SPECIFICATIONS:

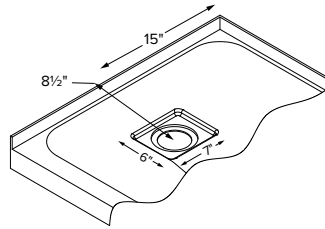
Material - Acrylic  
 Shipping Weight - 125 lbs / 57 kg  
 Threshold - Single Threshold  
 Drain Location - End




Shown with color matched SculptureStone® drain cover



When ordering, please specify left- or right-hand drain.



Hidden drain cover is removable for access.



Features softened edges and corners.

Model #	Size	Shape	MSRP
SB6030IFM	60" x 30" x 2.5"	Rectangle	<b>\$1,545</b>

Options
<b>White (CWH) Matte Finish Only</b>
<b>Quick Ship</b> - Reduces lead time. Please call for availability. (QSPRI) <b>\$380</b>
<b>Radiance®</b> - Shower floor heating system. (RAD100) <b>\$1,080</b> Radiance heating grids are fully integrated within the acrylic shell structure of the shower floor. Requires a 110-volt, 15 amp GFCI and remote installation of control box & keypad.
<b>Pre-Leveled Foam Base</b> (PLFSB) <b>\$160</b>
<b>Hidden Drain Cover Options</b> SculptureStone® color matched hidden drain cover included. Substitute with the following options Natural Stainless Steel Hidden Drain Cover (DCH6S) Powder Coated White Stainless Steel Hidden Drain Cover (DCH6W) Must specify on order; comes in lieu of color matched cover.
<b>PVC Drain Kit Finishes</b> Chrome included with shower base Brushed Nickel upcharge* (SBDKBN) <b>\$60</b> Special Finishes upcharge* (SBDKSF) <b>\$295</b> *Must send finish sample and allow 2 weeks additional lead time.
<b>Drain Kit Options</b> Solid Brass Drain Kit with Stainless Steel Cover (SBDKSB) <b>\$185</b>

Accessories
<b>Shower Niche</b> Constructed of SculptureStone®. Matte Finish - White (SSNWHMT) <b>\$480</b> Gloss Finish - White (SSNWHGL) <b>\$640</b>
<b>Teak Shower Seat</b> Premium Natural Stainless (TKSSEAT2416BNS) <b>\$2,385</b> High-Polished Stainless (TKSSEAT2416BHP) <b>\$2,755</b> Standard Natural Stainless (TKSSEAT2215NS) <b>\$880</b> High-Polished Stainless (TKSSEAT2215HP) <b>\$1,220</b>
<b>Teak Bath Mat</b> (TKMAT3018) <b>\$430</b> Measures 30" x 17.5" x 1" Custom sizes also available. Contact MTI for details.

### IMPORTANT ORDERING & INSTALLATION INFORMATION:

- Available in Matte White only.
- Single, front threshold design.
- 3-sided integral tile flange to facilitate installation. Must specify drain hand on order.
- 3.5" drain opening pre-drilled.
- Comes standard with color matched SculptureStone Hidden Drain Cover and PVC drain kit in chrome finish.
- Drain finish options on this sheet are upcharge prices only. Contact MTI for ordering details for drain kits sold separately.
- Compliant with ASTM C 1028-07 coefficient of friction test
- Measurements are ± 1/2" and are subject to change without notice.
- Data herein supersedes all prior to publication date shown below.



Optional stainless steel hidden drain cover shown above

MTI's Customer Service Department is available Monday-Friday 8am-6pm EST at 800.783.8827 or [service@mtibaths.com](mailto:service@mtibaths.com).

