

# Continuum Round

Part # - MTCS-760

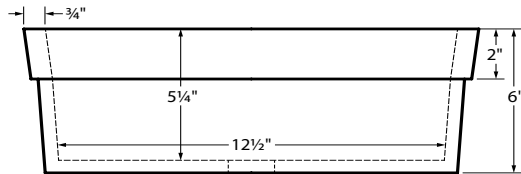
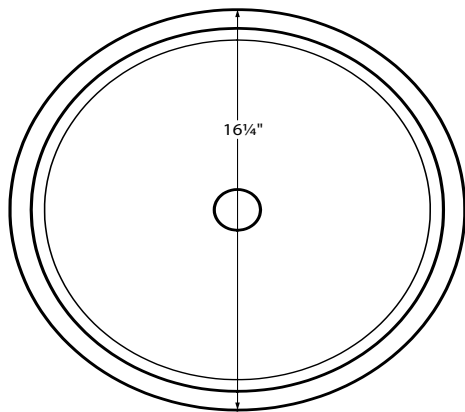
16.25" x 16.25" x 6"

**Material** SculptureStone®  
**Installation** semi-recessed  
**Shipping Weight** 26 lbs.



About Continuum sink:

- Designed by Matthew Quinn, Continuum is a semi-recessed sink that utilizes the countertop hole cut-out inside the sink bowl.
- This design enables the striations of the counter material to visually continue through the sink, as shown in the photos below.



Provided template ships with sink.  
 Always measure sink on-site to ensure cut-out accuracy.

### Sink Options and Pricing

<b>Part #:</b> MTCS760 <b>\$1,420</b> <b>Packaging / Handling Fee Applies</b>
<b>Standard Color</b> White, matte finish <b>Biscuit Color Upgrade</b> (SSBISNK) <b>\$125</b> matte finish Additional material colors available for projects only. Please call MTI.
<b>Hand-Polished Deep Gloss Finish Upcharge</b> (SSGLOSSSNK3) <b>\$750</b> For White or Biscuit
<b>Exterior Color</b> <b>\$340</b> (SSCOLSG) Gloss (SSCOLSM) Matte Must specify color code: Sapphire Blue (SB), Blue Lagoon (BL), Terracotta (TC), Onyx (OX), Nightfall (NF), Stratus Gray (TG), Stormgray (SG), Moonstone (MS)
<b>Quick Ship</b> (QSPRI3) <b>\$255</b> reduces lead time Please call for availability.

### Options and Accessories


<b>Drain Kits</b>
<b>Finger Touch Drain Without Overflow</b> Chrome (DKFGCN) <b>\$185</b> , Brushed Nickel (DKFGBNN) <b>\$190</b>
<b>Grid Drain Without Overflow</b> Chrome (DKGDCN) <b>\$115</b> , Brushed Nickel (DKGDBNN) <b>\$180</b>
<b>Fixed Drain Without Overflow</b> Chrome (DKFDC) <b>\$300</b>

### CONSTRUCTION AND STANDARD FEATURES

- 1.5" drain opening. Comes without an overflow. Check local codes.
- Provided template ships with sink. Always measure sink on-site to ensure cut-out accuracy.
- One-piece construction using Engineered SculptureStone® (ESS) material
- Non-porous, stain-, mold- and mildew-resistant.
- Approximately 70% of the material is organic, including minerals mined from the earth, making it "Green".
- Five-Year Limited Residential Warranty.

### IMPORTANT ORDERING AND INSTALLATION INFORMATION

- Top 2" sink rim designed to rest on counter.
- Sink may be used with or without countertop cut-out. Note: countertop material is not included.
- Provided adjustable leveling feet support the cut-out in the sink bowl and are included with sink as shown to the right.



Adjustable leveling feet.



Continuum shown above with countertop material installed.  
 Note: countertop material is NOT included with sink.

• Before discarding packaging, check for accessories that may be inside.  
 • All product measurements are ±1/2".  
 • Specifications and configurations are subject to change without notice.  
 • Measurements herein supersede all others published prior to publication date below.

