


Continuum Oval

Part # - MTCS-742

20.75" x 16" x 6.125"

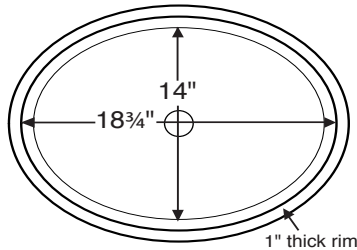
Material SculptureStone®
Installation semi-recessed
Shipping Weight 26 lbs.



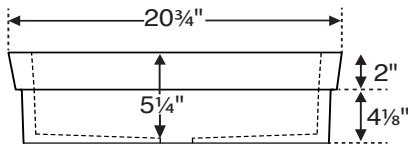
About Continuum sink:

- Designed by Matthew Quinn, Continuum is a semi-recessed sink that utilizes the countertop hole cut-out inside the sink bowl.
- This design enables the striations of the counter material to visually continue through the sink, as shown in the photos below.

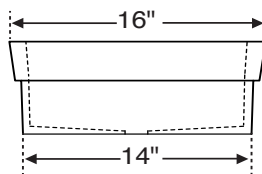
Top View



Front View



Side View



Provided template ships with sink.
 Always measure sink on-site to ensure cut-out accuracy.

Sink Options and Pricing

Part #: MTCS742 \$1,390
Packaging / Handling Fee Applies
Standard Color White, matte finish Biscuit Color Upgrade (SSBISNK) \$125 matte finish Additional material colors available for projects only. Please call MTI.
Hand-Polished Deep Gloss Finish Upcharge (SSGLOSSSNK2) \$555 For White or Biscuit
Exterior Color \$340 (SSCOLSG) Gloss (SSCOLSM) Matte Must specify color code: Sapphire Blue (SB), Blue Lagoon (BL), Terracotta (TC), Onyx (OX), Nightfall (NF), Stratus Gray (TG), Stormgray (SG), Moonstone (MS)
Quick Ship (QSPRI3) \$255 reduces lead time Please call for availability.

Options and Accessories


Drain Kits
Finger Touch Drain Without Overflow Chrome (DKFGCN) \$185 , Brushed Nickel (DKFGBNN) \$190
Grid Drain Without Overflow Chrome (DKGDCN) \$115 , Brushed Nickel (DKGDBNN) \$180
Fixed Drain Without Overflow Chrome (DKFDC) \$300

CONSTRUCTION AND STANDARD FEATURES


- 1.5" drain opening. Comes without an overflow. Check local codes.
- Provided template ships with sink. Always measure sink on-site to ensure cut-out accuracy.
- One-piece construction using Engineered SculptureStone® (ESS) material
- Non-porous, stain-, mold- and mildew-resistant.
- Approximately 70% of the material is organic, including minerals mined from the earth, making it "Green".
- Five-Year Limited Residential Warranty.

IMPORTANT ORDERING AND INSTALLATION INFORMATION

- Top 2" sink rim designed to rest on counter.
- Sink may be used with or without countertop cut-out. Note: countertop material is not included.
- Provided adjustable leveling feet support the cut-out in the sink bowl and are included with sink as shown to the right.



Adjustable leveling feet.



Continuum shown above with countertop material installed.
 Note: countertop material is NOT included with sink.

- Before discarding packaging, check for accessories that may be inside.
- All product measurements are ±1/2".
- Specifications and configurations are subject to change without notice.
- Measurements herein supersede all others published prior to publication date below.

CSA # MTCS-742

©2022 by MTI Baths, Inc. Modification Rights Reserved

