

Designer Collection Tubs

Adena 7

MODEL #: 75

59.5" x 35.25" x 21.75"

GENERAL SPECIFICATIONS

Material - Acrylic

Installation - Freestanding

Soaker Weight - 135 lbs / 61 kg

Maximum Fill - 71 gal to overflow

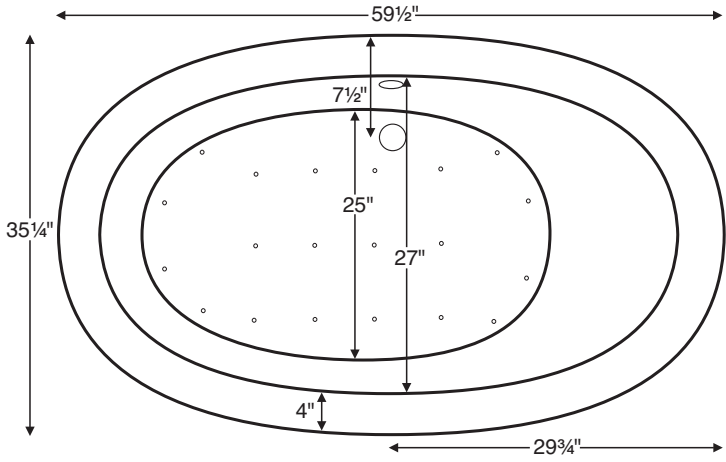
NOTE: Filling this tub to the maximum may require an above average size or dedicated water heater.



Left Slope Seating Position



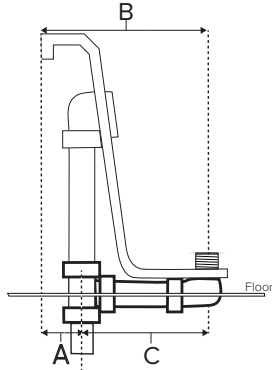
Right Slope Seating Position



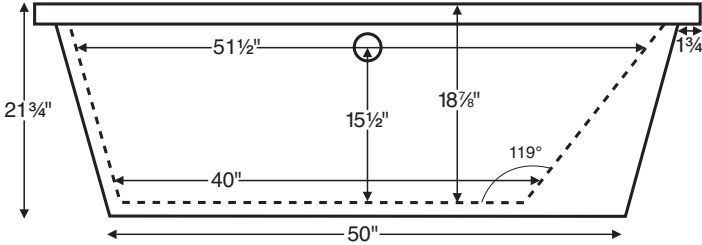
IMPORTANT
Shown with right-hand slope. Must specify slope position when ordering.

Drain Rough-In Measurements

| Slope | A | B | C |
|-------|-----|--------|--------|
| Right | 3" | 7 1/2" | 4 1/2" |
| Left | XX" | XX" | XX" |



Requires use of a wall-mounted or freestanding tub filler.
Shown with Air Massage Package.



Access panel
7 1/8" x 16 1/8"



ELECTRICAL COMPONENTS & SPECIFICATIONS

Required Electrical Service - 110 Volt

| Hydrotherapy Package | Components Included | GFCI |
|----------------------|------------------------------|----------|
| Air Massage | heated blower | 1-15 amp |
| Air Massage Elite | heated blower, chromatherapy | 1-15 amp |

Electrical requirements may change with the addition of optional therapy components.
See specific option details or installation information.
CSA Certified C/US; ANSI Z124.1 and ANSI 112.19.7

See the Installation & Operation Manual for more details.
MTI's Customer Service: Monday-Friday 8am-6pm EST
800-783-8827 or service@mtibaths.com

IMPORTANT ORDERING & INSTALLATION INFORMATION:

- Before ordering or installing, please consider future access to equipment.
- Comes equipped with an access panel on the drain side for installation of waste and overflow.
- Must specify slope position (right or left) when ordering.
- Air baths require job site preparations for remote mounting the blower.
- Hydrotherapy equipment may ship loose for remote installation depending on tub model. See package content on the following page for details.
- MTI will eliminate the access panel upon request. Installation will be more difficult.
- Faucet valves cannot be installed on this tub model.
- Radiance placed on floor locations will affect placement of air jets.

• Before discarding tub crate, check for accessories that may be packaged inside.
• All product measurements are ±1/2".
• Specifications and configurations are subject to change without notice.
• Measurements herein supersede all others published prior to publication date below.



Adena 7

MODEL #: 75

59.5" x 35.25" x 21.75"

| Hydrotherapy Packages | Package Contents | Part # | MSRP |
|-----------------------|---|--------|---------|
| Soaker | Soaking bath - no jets; includes a pre-leveled foam base. Must specify slope position when ordering. | S75 | \$4,900 |
| Air Massage | 20 air jets, heated air blower, pre-leveled foam base. Blower, control boxes, and keypad must be remote located. Must specify slope position when ordering. | AST75 | \$7,800 |
| Air Massage Elite | 30 air jets, heated air blower, Chromatherapy LED lighting, Spa Mode, pre-leveled foam base. Blower, control boxes and Spa Mode keypad must be remote located/mounted. Must specify slope position when ordering. | AE75 | \$9,575 |

RECOMMENDED SENSORY THERAPIES

Chromatherapy

(LE) **\$640** underwater lighting
2 LED lights included

Audiotherapy

(STEREOBT) **\$1,175** 2 transducers with bluetooth and amplifier
(BTREMOTE) **\$490** bluetooth remote

(STEREOH202) **\$1,135** 4 transducers amplifier not included

Thermaltherapy

(RAD100) **\$1,190** Radiance®
2 heated zones included

Options

Must be ordered at time of purchase.

Standard Colors White (CWH)
Biscuit (CBS)

Please call for availability of special colors.

Quick Ship reduces lead time (QSPRI) **\$380**

Please call for availability

Textured, Slip-Resistant Bottom (TXTBTM) **\$100**

Compliant with ASTM C 1028-07 friction coefficient.

Virtual Spout high-flow integrated tub filler (FPMJ) **\$350**

Grab Bars from **\$300** (1 set of 2)

Grab bars are factory installed to the left and right of the overflow. Go to Acrylic Tub Options on mtibaths.com for details before ordering.

Color and finish selections vary.

Accessories

Pillows from **\$145**

Teak Bath Mat (TKMAT3018) **\$390**

Custom sizes also available. Contact MTI for details and pricing.

Teak Tub Tray **\$315**

Slatted (TK-TRAY1), Solid (TK-TRAY2)

Concealed Blower Box

Oak (BBOAK) **\$920**, Cherry (BBCH) **\$920**, Maple (BMAP) **\$920**

Floor-Mounted High-Flow Tub Filler two designs available

Contemporary
Chrome (FILLC) **\$1,680**
Brushed Nickel (FILLBN) **\$1,850**

Traditional
Chrome (FILLTC) **\$1,680**
Brushed Nickel (FILLTBN) **\$1,845**

Faucet Stand SculptureStone® Standard

Small 3-hole capacity
14¼" w x 21¾" h
Matte (STAND) **\$515**

Large 5-hole capacity
22" w x 21¾" h
Matte (STANDL) **\$610**

+\$310 gloss finish upcharge (SSGLOSSENK)

Drains & Overflow Kits

Cable Driven

Drain Finishes – PVC Drain Kit

White/Biscuit (WOCDW) **\$345**

Chrome (W OCD) **\$325**

Brushed Nickel (WOCDBN) **\$395**

Polished Nickel (WOCDPN) **\$515**

Oil-Rubbed Bronze+ (WOC DOR) **\$525**

Polished Brass (WOCDBR) **\$505**

Special Finishes* (WOCDSF) **\$835**

MTI does not offer a brass body cable drain kit.

Toe Tap

Round Overflow – PVC Drain Kit

Chrome (WOTTC) **\$300**

Brushed Nickel (WOTTBN) **\$325**

Polished Nickel (WOTTPN) **\$340**

Special Finishes* (WOTT SF) **\$970**

Round Overflow – Solid Brass Drain

Chrome (WOTTSBC) **\$755**

Brushed Nickel (WOTTSBBN) **\$755**

Polished Nickel (WOTTSBPN) **\$755**

Lift & Turn

Drain Finishes – PVC Drain Kit

Chrome (WOC) **\$130**

White (WOW) **\$190**

Brushed Nickel (WOBN) **\$235**

* MTI has selected an oil-rubbed bronze finish that is compatible with Delta and many other manufacturers. To ensure best match, order as a Special Finish and submit a sample.
* Allow 2-4 weeks lead time for Special Finishes. Send sample for best match.

