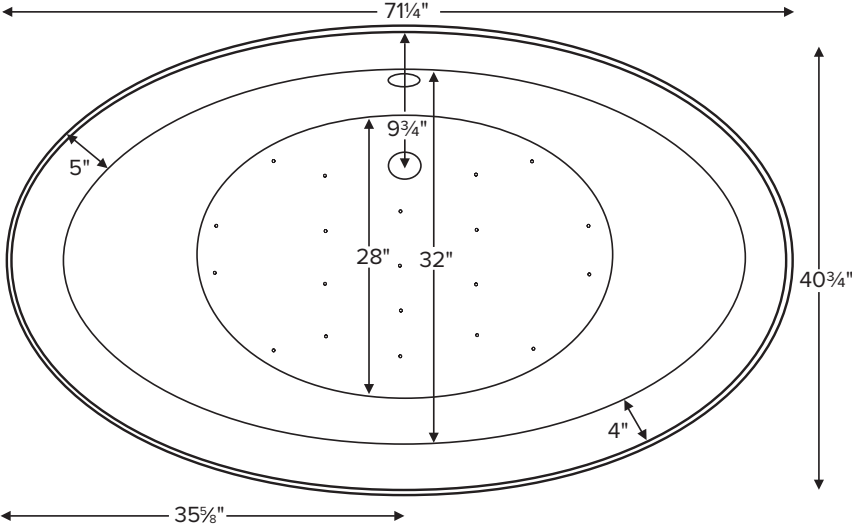


Victoria 4

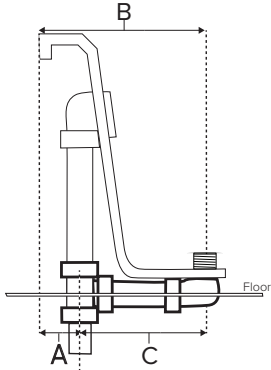


MODEL 118	
71.25" x 40.75" x 23"	
FREESTANDING 80 gal to overflow	
Acrylic CXL™	DoloMatte™
175 lbs / 79 kg	<SOAKER> 197 lbs / 89 kg
Filling this tub to the maximum may require an above average size or dedicated water heater.	

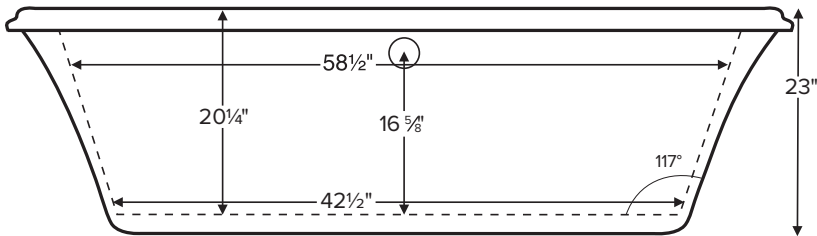


Drain Rough-In Measurements

A	B	C
4 1/4"	9 3/4"	5 1/2"



Requires use of a wall-mounted or freestanding tub filler.
Shown with Air Massage Package.



Access panel
7 1/8" x 16 1/8"



ELECTRICAL COMPONENTS & SPECIFICATIONS

Hydrotherapy Package	Components Included	110V GFCI
Air Massage	heated blower	1-15 amp
Air Massage Elite	heated blower, chromatherapy	1-15 amp

Electrical requirements may change with the addition of optional therapy components.
See specific option details or installation information.
CSA Certified C/US; ANSI Z124.1 and ANSI 112.19.7

IMPORTANT ORDERING & INSTALLATION INFORMATION:

- Before ordering or installing, please consider future access to equipment.
- Comes equipped with an access panel on the drain side for installation of waste and overflow.
- Air baths require job site preparations for remote mounting the blower and required check valve. Check valve must be installed higher than the rim of the tub.
- Hydrotherapy equipment may ship loose for remote installation depending on tub model. See package content on the following page for details.
- Radiance placed on floor locations will affect placement of air jets.
- Faucet valves cannot be installed on this tub model.
- All tubs are in accordance with CSA B45.5/IAPMO Z124 standard and compliant with ASTM C 1028-07 coefficient of friction. Dolomatte meets ANSI A137.1/A326.3 coefficient of friction and AS HB198:2014 pendulum slip resistance testing.

• Before discarding tub crate, check for accessories that may be packaged inside.
• All product measurements are ±1/2".
• Specifications and configurations are subject to change without notice.
• Measurements herein supersede all others published prior to publication date below.



Victoria 4

MODEL 118

71.25" x 40.75" x 23"

Hydrotherapy Packages	Package Contents	Acrylic CXL™		DoloMatte™	
		Part #	MSRP	Part #	MSRP
Soaker	Soaking bath - no jets; includes a pre-leveled foam base.	S118	\$6,305	S118DM	\$7,105
Air Massage	20 air jets, heated air blower, pre-leveled foam base. Blower and control boxes must be remote located.	AST118	\$9,955	AST118DM	\$10,755
Air Massage Elite	30 air jets, heated air blower, Chromatherapy LED lighting, Spa Mode, pre-leveled foam base. Blower, control boxes and Spa Mode keypad must be remote located/mounted.	AE118	\$11,855	AE118DM	\$12,655

RECOMMENDED SENSORY THERAPIES

Chromatherapy

(LE) **\$800** underwater lighting
2 LED lights included

Audiotherapy

(STEREOBT) **\$1,390** 2 transducers
with bluetooth and amplifier
(BTREMOTE) **\$600** bluetooth remote

(STEREOH202) **\$1,575** 4 transducers
amplifier not included

Thermaltherapy

(RAD100) **\$1,595** Radiance®
2 heated zones included

Options *Must be ordered at time of purchase.*

Standard Colors White (CWH) DoloMatte available in matte white only.
Biscuit (CBS) Not available for DoloMatte.
Please call for availability of special colors.

Quick Ship reduces lead time (QSPRI) **\$430**
Please call for availability

Textured, Slip-Resistant Bottom (TXTBTM) **\$105**

Virtual Spout high-flow integrated tub filler (FPMJ) **\$450**

Grab Bars from **\$330** (1 set of 2)
Grab bars are factory installed to the left and right of the overflow. Go to Acrylic Tub Options on mtibaths.com for details before ordering.
Color and finish selections vary.

Accessories

Pillows from **\$180**

Teak Bath Mat (TKMAT3018) **\$815**
Custom sizes also available. Contact MTI for details and pricing.

Floor-Mounted High-Flow Tub Filler two designs available

Contemporary Chrome (FILLC) \$1,480 Brushed Nickel (FILLBN) \$1,710	Traditional Chrome (FILLTC) \$1,505 Brushed Nickel (FILLTBN) \$1,745
---	--

Faucet Stand SculptureStone® Standard

Small 3-hole capacity 14¼" w x 21¾" h Matte (STAND) \$725	Large 5-hole capacity 22" w x 21¾" h Matte (STANDL) \$855
--	--

+\$430 gloss finish upcharge (SSGLOSSSNK)



Victoria 4

MODEL 118

71.25" x 40.75" x 23"

Cable Driven

Turn the overflow knob clockwise to open the drain, then counterclockwise to close the drain.



- Drain Finishes - PVC Drain Kit**
- White/Bone/Biscuit (WOCDW) **\$440**
- Chrome (WOC) **\$410**
- Brushed Nickel (WOCDBN) **\$490**
- Polished Nickel (WOCDPN) **\$540**
- Oil-Rubbed Bronze[†] (WOCBOR) **\$550**
- Polished Brass (WOCDBR) **\$690**
- Special Finishes* (WOCDSF) **\$1,135**

MTI does not offer a brass body cable drain kit.

Lift & Turn

Simple lift & turn to open. Lift, turn & release to close.



- Drain Finishes - PVC Drain Kit**
- Chrome (WOC) **\$185**
- White (WOW) **\$245**
- Brushed Nickel (WOBN) **\$305**

Toe Tap Push down on drain cover to open and close.



- Round Overflow - PVC Drain Kit**
- Chrome (WOTT) **\$380**
- Brushed Nickel (WOTTBN) **\$385**
- Polished Nickel (WOTTPN) **\$385**
- Special Finishes* (WOTTSF) **\$1,145**



- Round Overflow - Solid Brass Drain**
- Chrome (WOTTSBC) **\$810**
- Brushed Nickel (WOTTSBBN) **\$810**
- Polished Nickel (WOTTSBPN) **\$810**

* Allow 2-4 weeks lead time for Special Finishes. Send sample for best match.
[†]Oil Rubbed Bronze finishes vary among manufacturers. MTI has selected a finish that is compatible with many available. To ensure best match, order as a Special Finish and submit a sample.

NOTE: MTI does not warrant drain kits or finishes, though drain kits may carry a direct factory warranty from the manufacturer. Proper drain installation is the responsibility of the installer. MTI's tub warranty does not cover drain leakage.

