



**“It’s time to create my very own Home Sanctuary”**



For illustrative purposes only. Consult with qualified designer, architect or contractor for steamroom construction details and proper product placement.

**It’s as easy as**

**1**

**2**

**3**

## “First things first, I need to size my Steam Generator.”



### Generator SmartSizing™

To make sure you have just the right amount of steam for your new home spa experience, use the chart below to help define the shower size and finish materials to determine the correct steam generator size.

**Or simply visit [VirtualSpa.MrSteam.com](http://VirtualSpa.MrSteam.com), it will do the math for you and take you step-by-step through the whole steam shower selection process.**

- 1** Measure length, width & height of the steam enclosure (in feet):

Multiply

Length \_\_\_\_ x Width \_\_\_\_ x Height \_\_\_\_

ROOM VOLUME =

- 2** Construction Materials:

For natural stones:  
natural marble, stone,  
shale, glass block or concrete.

Add 110%

For ceramic or porcelain  
tile on cement board  
or mortar bed.

Add 40%

Ceilings above 8 ft  
(per foot, max 10 feet)  
For acrylic deduct 15%

Add 15%

- 3** Add all figures (from the left) to obtain the Total Room Volume required

TOTAL VOLUME




Compare your TOTAL ADJUSTED ROOM VOLUME to the Specification Chart for Residential (below) and select the appropriate model.



For illustrative purposes only. Consult with qualified designer, architect or contractor for steamroom construction details and proper product placement.

Consult with a qualified designer, architect or contractor for steam room construction details.

### Residential Steam Generators Specifications Chart

Product Dimensions	Model No.	Total Room Volume (cu.ft.)	kW	Amps 240/1PH	Water Usage* Gallons	Shipping Wt.(lbs.)
 MS90E to 400E 14 1/2" x 14 3/4" x 6 3/4"	MS90E	up to 100	5	21	0.67	30
	MS150E	101-150	6	25	0.80	30
	MS225E	151-225	7.5	32	1.0	30
	MS400E	226-360	9	38	1.2	30
 MSSUPER1E to 3E 17" x 18 1/2" x 7 7/8"	MSSUPER1E	361-475	10	42	1.4	40
	MSSUPER2E	476-575	12	50	1.6	40
	MSSUPER3E	576-675	15	63	2.0	40
 MAX Generators 27 5/8" x 20 3/4" x 7 7/8"	MX4E	676-875	20	84	2.7	67
	MX5E	876-1075	24	100	3.2	67
	MX6E	1076-1275	30	125	4.0	67

\* Water usage based on 20 minutes of operation.

Occasionally a steam room has unforeseeable or hidden construction that warrants special sizing or other consideration. MrSteam is not responsible if unconventional and/or unforeseeable materials or construction details result in a unit that does not operate to specification. Refer to the applicable MrSteam Installation, Operation & Maintenance Manual, available at [mrsteam.com](http://mrsteam.com), and consult a properly licensed contractor, architect and/or design professional.

Failure to do so may result in an inoperable or hazardous condition. See product packaging and labeling for additional important information.



“Hmmm... what steam room control do I want?”



### iSteam®3 Touch-Screen Control

The intuitive swipe-touch navigation effortlessly controls steam room temperature, time, and overall functionality, and can control Aroma, Chroma, and Music Therapies.



### AirTempo® Wireless Control

The wireless, 100% waterproof, touch-activated glass screen control allows for easy surface mount installation (even on glass) and seamless steam room functionality.



### iTempo® Plus Keypad Control

The digital, adjustable, user-friendly steam room control with a flush mount design available in a variety of designer finishes.

All controls work with all Steam Generators and the SteamLinx App.

Each control is available in complete packages to make the process simple and save you money! You can select options à la carte, but these Packages make it so simple.

## CONTROL PACKAGES

### THE **iButler**® PACKAGE

- (1) iSteam®3 Touch Control
- (1) AromaSteam SteamHead
- (1) SteamLinx Module & Mobile App
- (1) AutoFlush®
- (1) Condensation Pan



### THE **AirButler**® PACKAGE

- (1) AirTempo Wireless control
- (1) AromaSteam Steam Head
- (1) SteamLinx Module & Mobile App
- (1) AutoFlush® System
- (1) Condensation Pan



### THE **Butler** PACKAGE

- (1) iTempoPlus Control (Square or round)
- (1) iTempo AromaSteam Steamhead
- (1) SteamLinx Module & Mobile App
- (1) AutoFlush
- (1) Condensation Pan



The Award Winning **Linear SteamHead**® is available with any Control Package  
MAX Generators require MAX Package

## TOTAL WELLNESS SPA PACKAGE

### The **iDream**® Package

Dreaming of the perfect steam bathing experience? Immerse your senses in a fusion of steam, aroma, light, and sound with our luxurious iDream Package. The wellness benefits of AromaTherapy and ChromaTherapy and the calming swirl of music together create a total sensory experience. iDream makes those dreams a reality.




#### Package includes:

- (1) iSteam®3 Touch Control
- (1) AromaSteam SteamHead
- (1) SteamLinx Module & Mobile App
- (1) AutoFlush®
- (1) Condensation Pan
- (1) AromaSteam Oil Delivery System
- (1) ChromaSteam3 Mood Lighting System
- (1) AudioSteam3 Sound System
- (1) Pair of Square In-shower MusicTherapy® Speakers
- (1) Liter Eucalyptus Oil

#### **iDream** Packages with **Linear SteamHead**®

The Award Winning Linear SteamHead is available with any Package



### THE AWARD WINNING **LINEAR STEAMHEAD**™

Available with all Packages.

This truly innovative SteamHead offers a whisper quiet distribution of immersive steam. Installing flush with the wall, this SteamHead can be tiled so only a slim opening remains visible, almost disappearing in the grout line.

Available in aluminum finish only.



### INTRODUCING THE **STEAMLINX MOBILE APP**

Introducing the latest Mobile Steam Room Technology, the SteamLinx Mobile System. SteamLinx allows for seamless control of essential steam room functionality using your smart phone or mobile device. Included in all Dream & Butler Packages.





**“It’s time to make wellness a part of my daily life...  
It’s time for some SteamTherapies”**



## AromaTherapy • The AromaSteam System

AromaTherapy has been recognized for centuries as having potentially profound healing effects. Essential fragrances may help awake and stimulate, or relax and promote better sleep. The MrSteam AromaSteam system evenly infuses oils into the steam shower for seamless integration of AromaTherapy.



**Eucalyptus**  
deeply refreshing



**Lavender**  
lightly floral scent



**Evergreen**  
crisp morning forest



**Energizing Mint**  
stimulate & energize



**Breathe**  
tropical combination




AromaSteam System works with all steam controllers except the iTempo Control

See product packaging and labeling for additional important information

## ChromaTherapy • The ChromaSteam®3 System

The ChromaSteam®3 System allows you to select color and modes directly from the iSteam®3 control. The built-in color microprocessor allows you to choose one color from the color selection wheel and set color intensity. Included low voltage power supply. Available in white or black. For mood lighting only.



Single Rotation / Fast Changing / Chameleon Steam Light System

## MusicTherapy • The AudioSteam®3 System

Your SteamTherapy experience will be complete when you add the music that you love. That's why MrSteam brings MusicTherapy® to your home spa. Link with Pandora, Spotify, or iHeart Music streaming services. Using Bluetooth® technology, the AudioSteam interfaces with the iSteam3 control for the ultimate sound and steam experience! So, tune-in, relax and steam your way to soothing invigoration. (Audio Speakers sold separately)



**“AromaTherapy, ChromaTherapy, MusicTherapy... I want them all”**

**“A warm towel is just perfect  
right after a steam shower...  
I must have one!”**

## Towel Warmer Collections

Towel Warmers are available in a variety of dimensions and finishes.



Broadway Collection



Metro Collection



For illustrative purposes only. Consult with qualified designer, architect or contractor for steamroom construction details and proper product placement.



**“My Home Sanctuary is complete”**  
**“Now the only question I ask is: Why didn’t I do this sooner?”**



For illustrative purposes only. Consult with qualified designer, architect or contractor for steamroom construction details and proper product placement.

## CONTACT US

Headquarters  
 Sussman-Automatic Corporation®  
 43-20 34th Street  
 Long Island City, NY. 11101 USA  
 tel 1-800-76 STEAM (767-8326)  
 fax 1-718-472-3256

West Coast  
 Sussman-Automatic Corporation®  
 9410 South La Cienega Blvd  
 Los Angeles, CA. 90301 USA  
 tel 1-800-72 STEAM (727-8326)  
 fax 1-310-216-2944



[www.mrsteam.com](http://www.mrsteam.com)

Or write to us at [hello@mrsteam.com](mailto:hello@mrsteam.com)

Mr. Steam and des., Mr Steam, AirTempo, A Lifetime of Pleasure, AromaFlo, AutoFlush, AudioWizard, AutoSteam, Broadway Collection, Butler Package, ChromaSound Spa Package, ChromaSteam, Clean Steam...Every Time, Club Therapy, Day Spa, Digital I, Express Steam, Etempo, Etempo/Plus, Etempo/Start, Feel Good Inc., Fifth Avenue Collection, From Bathroom to Spa, HomeWizard, iButler, iDream Package, iGenie, iSpa Package, iSteam, iTempo, iTempo/Plus, Linear, Linear Steamhead, Making Wellness a Way of Life, Metro Collection, Mrsauna, MusicTherapy, MySteam, Spa Package, Steam on Demand, Steam@Home, SmartSizing, Steam in a Box, SteamStart, SteamStop, SteamTherapy, Sussman, Tempo, Tala, The Intelligent Steambath, Virtual Spa System, and Warmatowel are registered trademarks of Sussman-Automatic Corporation.  
 For installations, operations and maintenance information and instructions, please refer to the applicable MrSteam Installation, Operation & Maintenance Manual(s). Installation Instructions, Installation & Operation Instructions and/or Technical Specifications are included with the product, and can also found at [mrsteam.com](http://mrsteam.com). Failure to install any MrSteam product according to the applicable installation manual may result in property damage or an inoperable or hazardous condition. See product packaging and labeling for additional important information.

Copyright 2019 Sussman-Automatic Corporation. All rights reserved.

PUR 100512 REV 2/19