

FAUCET DESCRIPTION

- Chrome plated metal construction
- Pressure balancing cycle valve design
- Hand-held shower with non-positive pause includes drop ell, wall brackets, 69" metal hose and hardware
- Supplied with vandal resistant screws

OPERATION

- Lever style handle with temperature indicator on the escutcheon
- Handle operates counterclockwise through a 270° arc with off at 6 o'clock, and maximum hot at the 9 o'clock position. Shut off in clockwise direction
- Adjustable temperature limit stop to limit the handle travel in the HOT direction
- Pressure balancing mechanism maintains selected discharge temperature to $\pm 3.6^\circ$


FLOW

- 2.5 gpm (9.6 L/min) Hand-Held shower head

CARTRIDGE

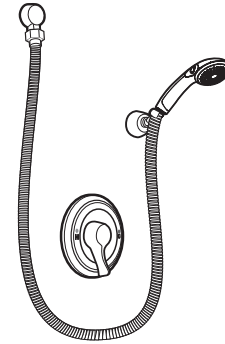
- Pair with a brass Posi-Temp rough-in valve:
- 8370HD*: 1/2" CC connection without integral stops
- 8371HD*: 1/2" CC connection with integral stops
- 8372HD*: 1/2" IPS connection with integral stops
- 8373HD*: 1/2" PEX connection with integral stops
- 8374HD*: 1/2" CPVC connection with integral stops
- 8375HD*: 1/2" UPONOR connection with integral stops
- *Includes the 1222HD Brass Posi-Temp Cartridge
- Accommodates back to back installations

STANDARDS

- Third party certified to ASME A112.18.1/CSA B125.1 and all applicable requirements referenced therein
- Backflow prevention compliance through ASME A112.18.3
- **ADA**  for lever handle

WARRANTY

- Warranted for 5 years against material or manufacturing defects

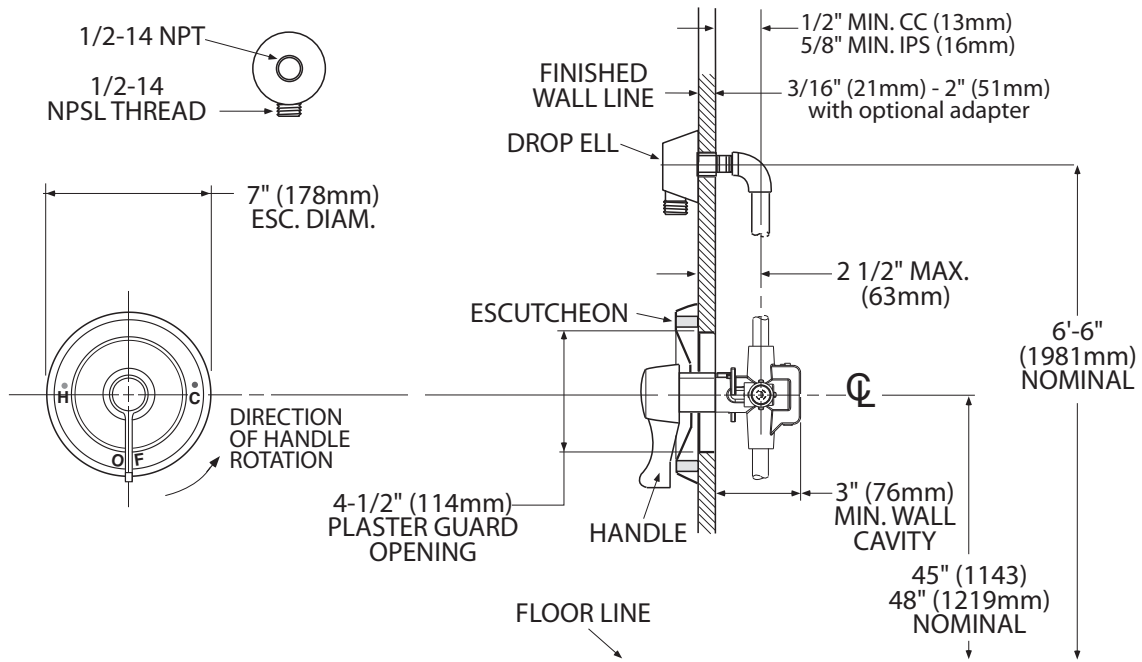


Single-Handle Posi-Temp Handheld Shower System Trim Only

Model: T8348



NOTE: Hand-held shower head with hose has been omitted from illustration for clarity.



*Refer to (ADAAG) guidelines or local codes for proper ADA installation.

CRITICAL DIMENSIONS

(DO NOT SCALE)