

SINK DESCRIPTION

- Manufactured of 18 gauge stainless steel
- Single bowl is 21" x 16" x 8" deep
- The sink ledge has three fixture mounting holes, 1-1/2" in diameter and 4" on center
- Has one 3-1/2" diameter recessed drain openings
- Soundshield undercoating maximizes sound deadening and inhibits condensation
- Made in USA
- Includes QuickMount™ installation hardware

CUT OUT DIMENSIONS

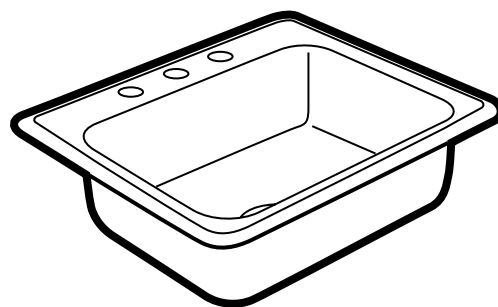
- Cut out dimensions are 24-3/8" x 21-3/8", with a 3/8" corner radius
- A tolerance of plus or minus 1/16" is acceptable

STANDARDS

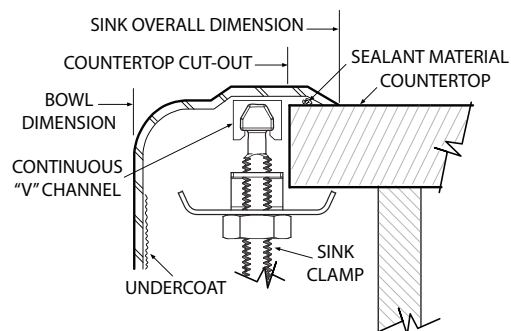
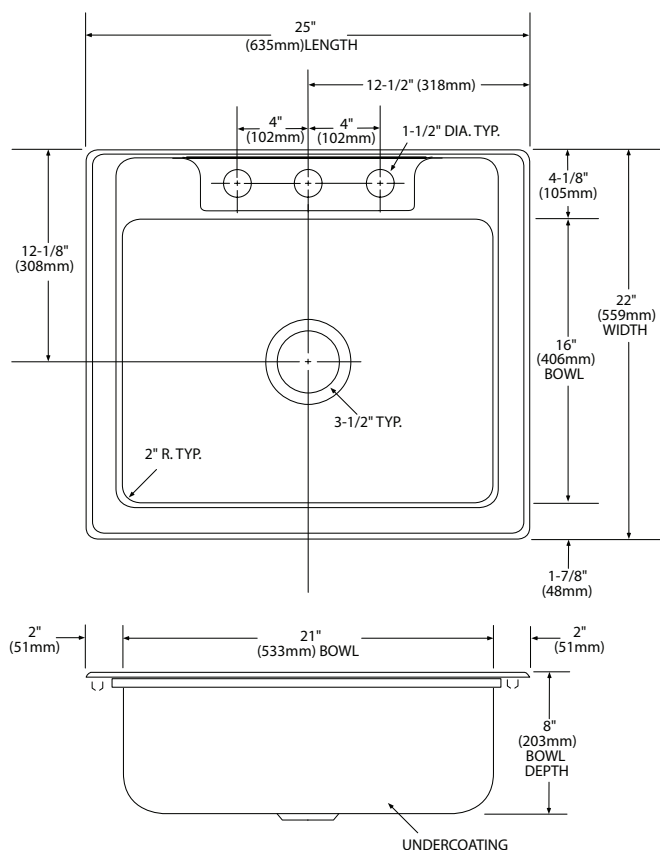
- Third party certified to ASME A12.19.3M/CSA B45.4 and all applicable specifications referenced therein

WARRANTY

- Lifetime limited warranty to the original homeowner
- 10 year limited warranty when used in a multifamily installation
- 5 year limited warranty when used in a commercial installation
- Visit www.moen.com/customer-support/warranty for complete details and limitations



**Single Bowl Kitchen Sink
Model: 22106Q**



Installation Detail

CRITICAL DIMENSIONS

(DO NOT SCALE)