



Buy it for looks. Buy it for life.®

Specifications

DESCRIPTION

- Duralock quick connect installation
- Metal construction with various finishes identified by suffix
- 1/2" IPS connections
- Includes non-metal pop-up waste assembly

OPERATION

- Lever style handles
- Hot side counterclockwise to open (clockwise to close)
- Cold side clockwise to open (counterclockwise to close)

FLOW


- Aerator is limited to 1.5 gpm max (5.7 L/min)

CARTRIDGE

- 1224 cartridge design
- Nonmetallic and stainless steel material

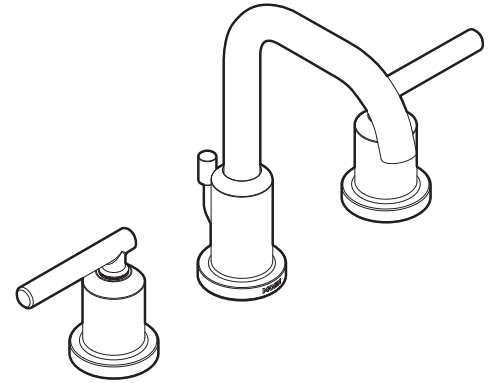
STANDARDS

- Third party certified to WaterSense®, ASME A112.18.1/CSA B125.1, and all applicable requirements referenced therein including NSF 61/9
- Contains no more than 0.25% weighted average lead content
- Complies with California Proposition 65 and with the Federal Safe Drinking Water Act

- **ADA**  for lever handles

WARRANTY

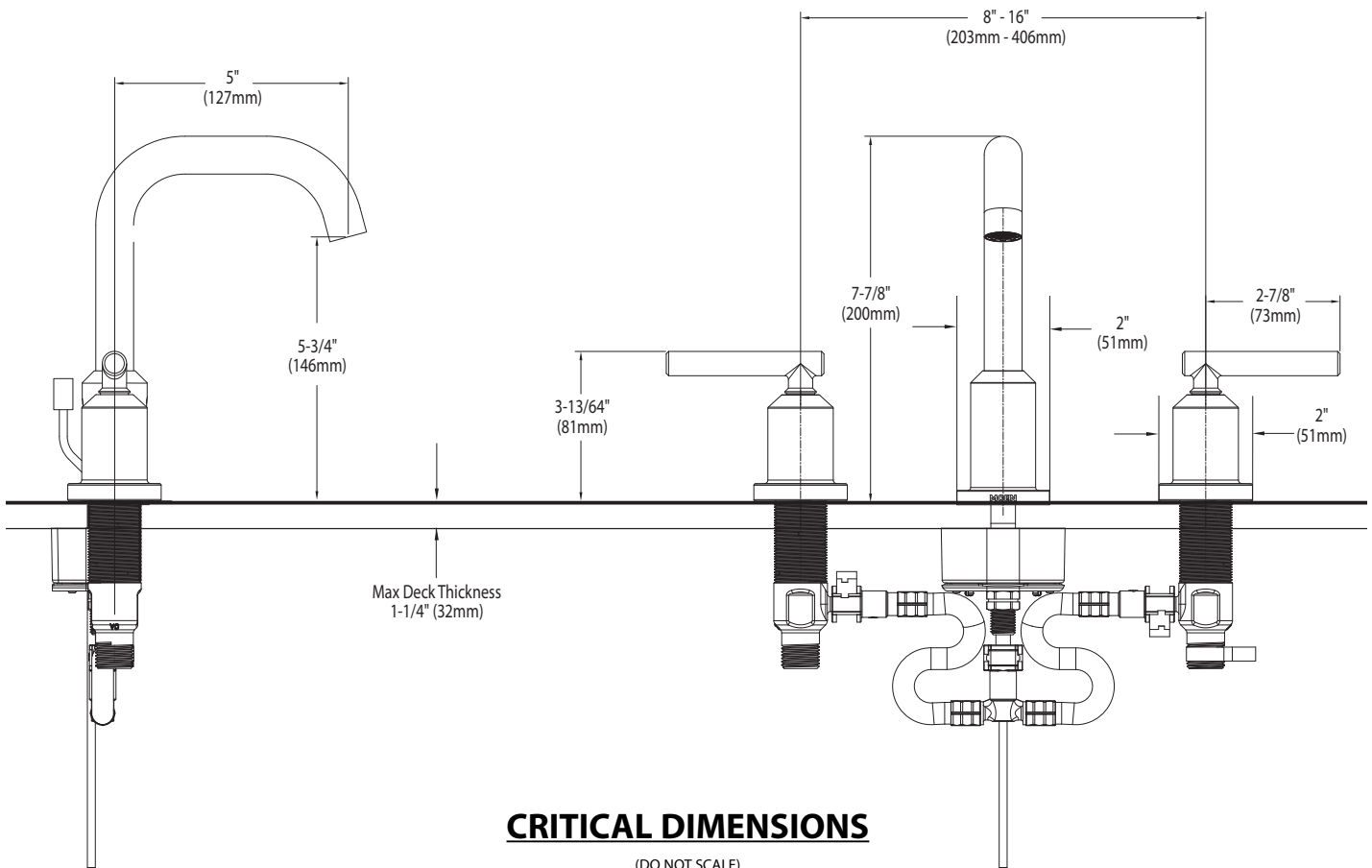
- Lifetime limited warranty against leaks, drips and finish defects to the original consumer purchaser
- 5 year warranty if used in commercial installations



Gibson™
Two-Handle Widespread
Lavatory Faucet

Models: 84229 series

NOTE: SPOUT INSTALLS THROUGH 1-1/8" MIN. DIA. HOLE. VALVES INSTALL THROUGH 1-1/8" MIN. DIA. HOLE.



FOR MORE INFORMATION CALL: 1-800-BUY-MOEN

www.moen.com