


SPA – model: WS-W12

LED Outdoor Sconce Luminaire

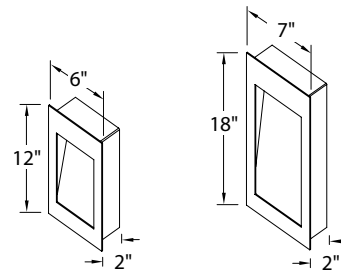


Fixture Type:

Catalog Number:

Project: _____

Location: _____



PRODUCT DESCRIPTION

The contemporary styling and water glass feature of the Spa luminaire impresses designers with a stunning, green solution for luxury waterfront homes. A recessed down light provides safety and architectural accenting.

FEATURES

- Interior light and down light
- Low profile design
- Replaceable LED module
- 50,000 hour potential life
- **Color Temp: 3000K**
- **CRI: 85**

SPECIFICATIONS

Construction: *BZ finish* – Aluminum, *SS finish* – 316 marine grade Stainless Steel. Textured glass.

Power: Line Voltage, 120V input direct wire.

Light Source: High output LED.

Dimming: Dims to 10% with an electronic low voltage (ELV) dimmer.

Mounting: Mounts directly to junction box.

Finish: Bronze (BZ), Natural Stainless Steel (SS).

Standards: Wet location listed. ADA compliant. Dark Sky friendly.

Installation: Requires Transformer to be recessed within the junction box.

FIXTURE PERFORMANCE

Model	Watt	# of LEDs	LED Lumens	Photometric Lumens
WS-W1212	12W	3	720	205
WS-W1218	16W	4	960	245

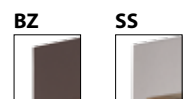
REPLACEMENT GLASS

Model	Fixture	Description
RPL-GLA-1212-01	WS-W1212	Top Lens
RPL-GLA-1212-02		Bottom Lens
RPL-GLA-1212-BZ		Main Body BZ
RPL-GLA-1212-SS		Main Body SS
RPL-GLA-1218-01	WS-W1218	Top Lens
RPL-GLA-1218-02		Bottom Lens
RPL-GLA-1218-BZ		Main Body BZ
RPL-GLA-1218-SS		Main Body SS

ORDER NUMBER

Model	Height	Finish
WS-W12	12 12"	BZ Bronze
	18 18"	SS Stainless Steel Construction

FINISHES



Example: **WS-W1212-BZ**

Modern Forms – A WAC Lighting Company
www.modernforms.com
Phone (800) 526.2588 • Fax (800) 526.2585

Headquarters/Eastern Distribution Center
44 Harbor Park Drive • Port Washington, NY 11050
Phone (516) 515.5000 • Fax (516) 515.5050

Western Distribution Center
1750 Archibald Avenue • Ontario, CA 91760
Phone (800) 526.2588 • Fax (800) 526.2585