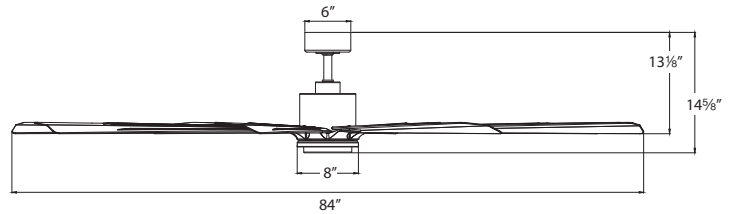


SIZE MATTERS

FR-W2403-84L

84" Ceiling Fan

MODERN FORMS SMART FANS



PRODUCT DESCRIPTION

Big, bold design is better. Offered in an impressive 65 and 84-inch sizes, the 8-blade Size Matters ceiling fan showcases elegant lines, sharply crafted blades and intelligent engineering. The motor is IPX4-wet rated for outdoor use. The fan's contemporary styling is finished in Matte Black complemented by Matte White blades. Control is easy with smart home ecosystems via the Modern Forms app.

FEATURES

- 6 fan speeds through both Summer and Winter Modes
- Silent DC motor
- LED luminaire is included with this version - no cover
- Includes remote control
- Optional wall control sold separately
- Compatible with Modern Forms app

AIRFLOW/ENERGY EFFICIENCY

Weighted-Average/High Airflow CFM:	8181/10674
Weighted-Average/High Energy Use (W):	35/50
Estimated Yearly Energy Cost (\$):	10
Weighted-Average/High Efficiency (CFM/W):	232
Max RPM:	79

ORDER NUMBER

Model	Housing	Blade
FR-W2403-84L	MB Matte Black	MB Matte Black
	MW Matte White	MW Matte White
	BZ Bronze	BZ Bronze

Example: **FR-W2403-84L-MB**

*Results may vary based on application and surroundings.

*This fan comes uni-pack - blade select options are not available

SPECIFICATIONS

Construction:	Aluminum, ABS
Blade:	20° Pitch, 84" sweep
Downrod:	.75"W x 6"H included
Mounting Slope:	Up to 30°
Wire:	80"
Hanging Weight:	35 lbs.
Total Power:	70W
Standards:	UL/cUL Wet Location listed, Title 24 JA8-2016 Compliant, Title 20, Energy Star
Motor Type:	168 x 30 sensorless DC motor

WIRELESS PERFORMANCE

Wi-Fi Range:	Up to 150 ft*
Bluetooth Range:	Up to 150 ft*

LUMINAIRE PERFORMANCE

Light Source:	LED
Light Wattage:	21W
Lumens/ Delivered Lumens:	1991 - 2159 (Based on CCT) / 1888
Dimming:	Integrated
CRI:	90
CCT Color Temperature:	2700K, 3000K, 4000K, 5000K selectable
Rated Life:	50,000 hours

The Modern Forms app synchronizes seamlessly with smart home devices you already own



modernforms.com
Phone (800) 526.2588
Fax (800) 526.2585

Headquarters/Eastern Distribution Center
44 Harbor Park Drive
Port Washington, NY 11050

Central Distribution Center
1600 Distribution Ct
Lithia Springs, GA 30122

Western Distribution Center
1750 Archibald Avenue
Ontario, CA 91760

Modern Forms retains the right to modify the design of our products at any time as part of the company's continuous improvement program. **Dec 2023**






SIZE MATTERS

FR-W2403-84L

84" Ceiling Fan

MODERN FORMS
SMART FANS

OPTIONAL ACCESSORIES

Bluetooth Wall Control		F-WCBT	WT White	Control fan speed and light brightness, and switch between Summer and Winter Modes. Additional Wall Controls can be purchased separately for multiple location control.
Bluetooth Remote Control		F-RCBT	WT White	Control fan speed and light brightness, and switch between Summer and Winter Modes. Compatible with Modern Forms Smart Fans. Includes easy-to-install wall cradle and batteries.
Downrod		XF-12 12IN XF-18 18IN XF-24 24IN XF-36 36IN XF-48 48IN XF-60 60IN XF-72 72IN		All our downrods are .75 (in) and are threaded on the motor end to create an extra layer of security and allow for adjustments in the field.
Downrod Couplers		XF-I		Connects two downrods together.
Sloped Ceiling Kit		XF-SCK		Designed to accommodate buildings with steeper sloped ceilings up to 45° or 12/12 pitch.

Examples: Wall Control: **F-WCBT-WT**, Remote Control: **F-RCBT-WT**, Downrod: **XF-12-MB**, Downrod Coupler: **XF-I-MB**, Sloped Ceiling Kit: **XF-SCK-MW**

SUGGESTED DOWNROD HEIGHT USAGE

Ceiling Height	15'	14'	13'	12'	11'	10'	9'
Downrod	72"	60"	48"	36"	24"	18"	12"

SLOPED CEILING DEGREE CONVERSION CHART

Degree	4-8°	9-13°	14-17°	18-21°	22-25°	26-29°	30-32°	33-35°	36-38°	39-41°	42-44°	45°
Ceiling Slope	1/12	2/12	3/12	4/12	5/12	6/12	7/12	8/12	9/12	10/12	11/12	12/12
Pitch	pitch	pitch	pitch	pitch	pitch	pitch	pitch	pitch	pitch	pitch	pitch	pitch

Supplied mounting brackets allow mounting on ceiling slopes up to 30° (7/12 pitch). Optional slope kit allows mounting on ceilings up to 45° (12/12 pitch). The receiver will mount inside canopy up to 45°.

NOTE: Recommended maximum downrod length of 72" with 80" lead wire