

Job Name: _____

System Reference: _____ Date: _____



Indoor Unit: MSZ-HM18NA-U1



Wireless Remote Controller



Outdoor Unit: MUZ-HM18NA2-U1

ACCESSORIES:

Indoor Unit

- Condensate Pump (BlueDiamond X87-711/721; 115/230V)
- Condensate Pump (Sauermann SI30-115/230; 115/230V)
- Anti-Allergy Enzyme Filter (MAC-408FT-E)
- Drain Pan Level Sensor (DPLS2)

Outdoor Unit

- Outdoor Mounting Pad (ULTRILITE1)
- Drain Pan Heater (MAC-640BH-U)
- 3-1/4" Mounting Base [Pair] (DSD-400P)
- Drain Pan Socket (MAC-860DS)
- Air Outlet Guide (MAC-889SG)
- Wall Mounting Bracket (QSWB2000M-1)

SPECIFICATIONS:

Rated Conditions (Capacity / Input)

Cooling ¹	Btu/h / W	17,200 / 1,640
Heating at 47° F ²	Btu/h / W	18,000 / 1,590

Capacity Range		Minimum	Maximum
Cooling ¹	Btu/h	5,800	18,000
Heating at 47° F ²	Btu/h	5,400	20,900
Heating at 17° F ³	Btu/h	-	15,000
Heating at 5° F ⁴	Btu/h	-	12,700

¹ Cooling | Indoor: 80° F (27° C) DB / 67° F (19° C) WB; Outdoor: 95° F (35° C) DB / 75° F (24° C) WB
² Heating at 47° F | Indoor: 70° F (21° C) DB / 60° F (16° C) WB; Outdoor: 47° F (8° C) DB / 43° F (6° C) WB
³ Heating at 17° F | Indoor: 70° F (21° C) DB / 60° F (16° C) WB; Outdoor: 17° F (-8° C) DB / 15° F (-9° C) WB
⁴ Heating at 5° F | Indoor: 70° F (21° C) DB / 60° F (16° C) WB; Outdoor: 5° F (-15° C) DB / 5° F (-15° C) WB
 * Rating Conditions per AHRI Standard:

Operating Conditions (Indoor Intake Air Temp.) (Max./ Min.)	
Cooling	90° F (32° C) DB / 67° F (19° C) DB
Heating	80° F (27° C) DB / 70° F (21° C) DB

Operating Conditions (Outdoor Intake Air Temp.) (Max./ Min.)	
Cooling ⁵	115 F (46° C) DB / 14° F (-10° C) DB
Heating	75° F (24° C) DB / 5° F (-15° C) DB**

⁵ Applications should be restricted to comfort cooling only; equipment cooling applications are not recommended for low ambient temperature conditions.
 ** System cuts out at -9° F (-27° C) to avoid thermistor error and automatically restarts at -4° F (-20° C).

AHRI Efficiency Ratings	
SEER / HSPF	18.0 / 8.5
COP at 47° F / 17° F	3.32 / 2.59

Electrical Power Requirements	
	208 / 230V, 1-Phase, 60 Hz

Minimum Circuit Ampacity (MCA)		
Indoor / Outdoor	A	1 / 10

Indoor Unit		
Blower Motor (ECM)	F.L.A.	0.67
Blower Motor Output	W	30
SHF / Moisture Removal		0.86 / 2.1 pt./h
Field Drainpipe Size O.D.	In.(mm)	5/8 (15)

Outdoor Unit		
Compressor		DC INVERTER-driven Twin Rotary
Fan Motor (ECM)	F.L.A.	0.5

Airflow Rate (Lo - Med - Hi - Super Hi)			
Indoor (Cooling)	DRY	CFM	328-431-530-625
	WET		295-388-477-562
Indoor (Heating)	DRY		307-431-530-625
Outdoor			1,243 / 1,229

Sound Pressure Level (Lo - Med - Hi - Super Hi)			
Indoor	Cooling	dB(A)	30-37-42-47
	Heating		30-37-42-47
Outdoor	Cooling		49
	Heating		51

External Dimensions		
Indoor (H x W x D)	In.(mm)	12 x 36-5/16 x 9-13/16 (305 x 923 x 250)
Outdoor (H x W x D)		21-5/8 x 31-1/2 x 11-1/4 (550 x 500 x 285)

Net Weight		
Indoor	Lbs.(kg)	28 (13)
Outdoor		81 (37)

External Finish	
Indoor	Munsell 1.0Y 9.2 / 0.2
Outdoor	Munsell No. 3Y 7.8 / 1.1

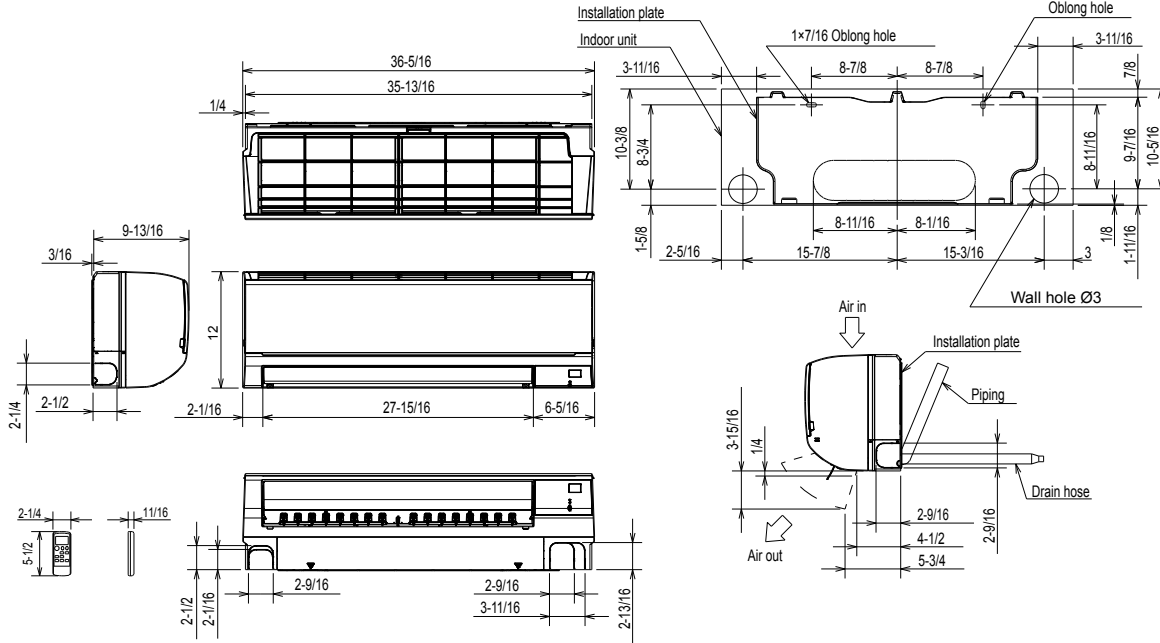
Refrigerant	
	R410A; 2 lb. 10 oz.

Refrigerant Piping (Flared)		
Liquid (High Pressure)	In.(mm)	1/4 (6.35)
Gas (Low Pressure)		1/2 (12.7)
Max. Total Refrigerant Pipe Length (Height Diff.)	Ft. (m)	40 (12)
Max. Total Refrigerant Pipe Length (Length.)		65 (20)

DIMENSIONS: MSZ-HM18NA-U1 & MUZ-HM18NA2-U1

MSZ-HM18NA-U1

Unit: in. (mm)



MSZ-HM18NA

Insulation	Ø2 O.D
Piping	Liquid line Ø5/16 15-3/8 (Flared connection Ø1/4)
	Gas line Ø15/32 13-3/8 (Flared connection Ø1/2)
Drain hose	Insulation Ø1-1/8 Connected part Ø5/8 O.D

MSZ-HM24NA

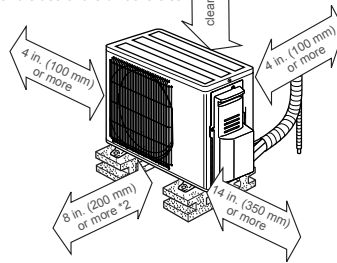
Insulation	Ø2 O.D
Piping	Liquid line Ø5/16 15-3/8 (Flared connection Ø3/8)
	Gas line Ø15/32 13-3/8 (Flared connection Ø5/8)
Drain hose	Insulation Ø1-1/8 Connected part Ø5/8 O.D

MUZ-HM18NA2-U1

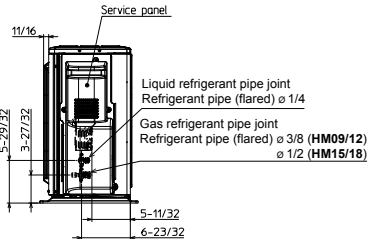
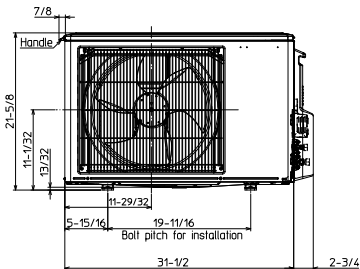
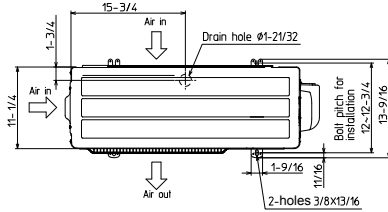
Unit: in. (mm)

REQUIRED SPACE

*1 4 in. (100 mm) or more when front and sides of the unit are clear



*2 When any 2 sides of left, right and rear of the unit are clear



COOLING & HEATING

1340 Satellite Boulevard, Suwanee, GA 30024
Toll Free: 800-433-4822 www.mehvac.com



Job Name: _____

System Reference: _____ Date: _____



Indoor Unit: MSZ-HM18NA-U1



Wireless Remote Controller



Outdoor Unit: MUZ-HM18NA2-U1

ACCESSORIES:

Indoor Unit

- Condensate Pump (BlueDiamond X87-711/721; 115/230V)
- Condensate Pump (Sauermann SI30-115/230; 115/230V)
- Anti-Allergy Enzyme Filter (MAC-408FT-E)
- Drain Pan Level Sensor (DPLS2)

Outdoor Unit

- Outdoor Mounting Pad (ULTRILITE1)
- Drain Pan Heater (MAC-640BH-U)
- 3-1/4" Mounting Base [Pair] (DSD-400P)
- Drain Pan Socket (MAC-860DS)
- Air Outlet Guide (MAC-889SG)
- Wall Mounting Bracket (QSWB2000M-1)

SPECIFICATIONS:

Rated Conditions (Capacity / Input)

Cooling ¹	Btu/h / W	17,200 / 1,640
Heating at 47° F ²	Btu/h / W	18,000 / 1,590

Capacity Range		Minimum	Maximum
Cooling ¹	Btu/h	5,800	18,000
Heating at 47° F ²	Btu/h	5,400	20,900
Heating at 17° F ³	Btu/h	-	15,000
Heating at 5° F ⁴	Btu/h	-	12,700

¹ Cooling | Indoor: 80° F (27° C) DB / 67° F (19° C) WB; Outdoor: 95° F (35° C) DB / 75° F (24° C) WB
² Heating at 47° F | Indoor: 70° F (21° C) DB / 60° F (16° C) WB; Outdoor: 47° F (8° C) DB / 43° F (6° C) WB
³ Heating at 17° F | Indoor: 70° F (21° C) DB / 60° F (16° C) WB; Outdoor: 17° F (-8° C) DB / 15° F (-9° C) WB
⁴ Heating at 5° F | Indoor: 70° F (21° C) DB / 60° F (16° C) WB; Outdoor: 5° F (-15° C) DB / 5° F (-15° C) WB
 * Rating Conditions per AHRI Standard:

Operating Conditions (Indoor Intake Air Temp.) (Max./ Min.)	
Cooling	90° F (32° C) DB / 67° F (19° C) DB
Heating	80° F (27° C) DB / 70° F (21° C) DB

Operating Conditions (Outdoor Intake Air Temp.) (Max./ Min.)	
Cooling ⁵	115 F (46° C) DB / 14° F (-10° C) DB
Heating	75° F (24° C) DB / 5° F (-15° C) DB**

⁵ Applications should be restricted to comfort cooling only; equipment cooling applications are not recommended for low ambient temperature conditions.
 ** System cuts out at -9° F (-27° C) to avoid thermistor error and automatically restarts at -4° F (-20° C).

AHRI Efficiency Ratings	
SEER / HSPF	18.0 / 8.5
COP at 47° F / 17° F	3.32 / 2.59

Electrical Power Requirements	
	208 / 230V, 1-Phase, 60 Hz

Minimum Circuit Ampacity (MCA)		
Indoor / Outdoor	A	1 / 10

Indoor Unit		
Blower Motor (ECM)	F.L.A.	0.67
Blower Motor Output	W	30
SHF / Moisture Removal		0.86 / 2.1 pt./h
Field Drainpipe Size O.D.	In.(mm)	5/8 (15)

Outdoor Unit		
Compressor		DC INVERTER-driven Twin Rotary
Fan Motor (ECM)	F.L.A.	0.5

Airflow Rate (Lo - Med - Hi - Super Hi)			
Indoor (Cooling)	DRY	CFM	328-431-530-625
	WET		295-388-477-562
Indoor (Heating)	DRY		307-431-530-625
Outdoor			1,243 / 1,229

Sound Pressure Level (Lo - Med - Hi - Super Hi)			
Indoor	Cooling	dB(A)	30-37-42-47
	Heating		30-37-42-47
Outdoor	Cooling		49
	Heating		51

External Dimensions		
Indoor (H x W x D)	In.(mm)	12 x 36-5/16 x 9-13/16 (305 x 923 x 250)
Outdoor (H x W x D)		21-5/8 x 31-1/2 x 11-1/4 (550 x 500 x 285)

Net Weight		
Indoor	Lbs.(kg)	28 (13)
Outdoor		81 (37)

External Finish	
Indoor	Munsell 1.0Y 9.2 / 0.2
Outdoor	Munsell No. 3Y 7.8 / 1.1

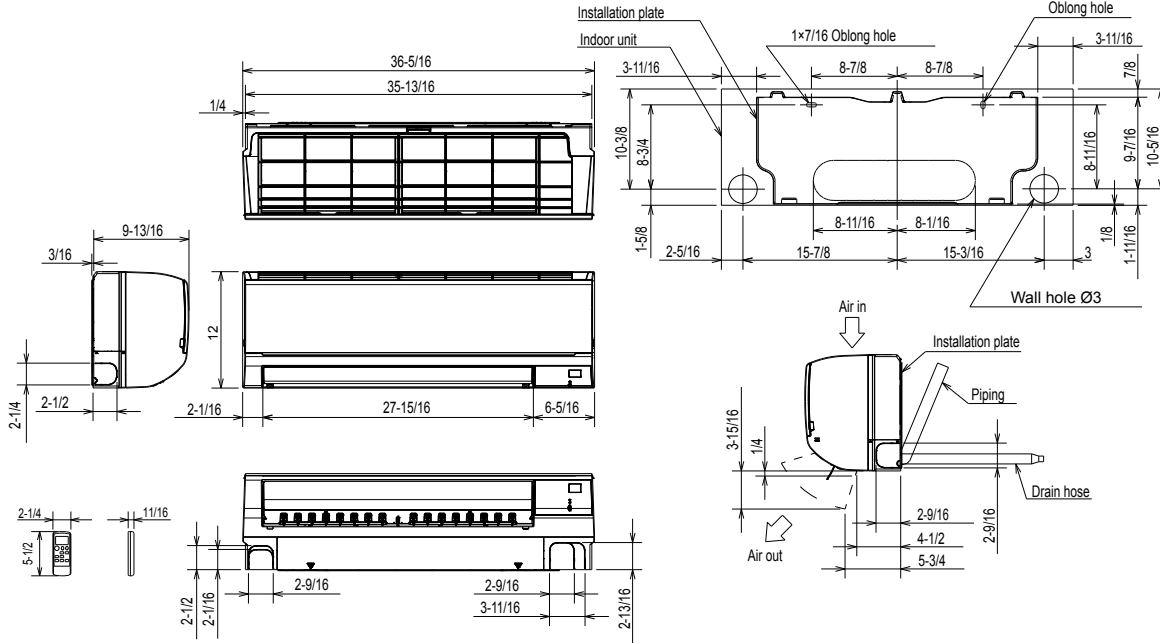
Refrigerant	
	R410A; 2 lb. 10 oz.

Refrigerant Piping (Flared)		
Liquid (High Pressure)	In.(mm)	1/4 (6.35)
Gas (Low Pressure)		1/2 (12.7)
Max. Total Refrigerant Pipe Length (Height Diff.)	Ft. (m)	40 (12)
Max. Total Refrigerant Pipe Length (Length.)		65 (20)

DIMENSIONS: MSZ-HM18NA-U1 & MUZ-HM18NA2-U1

MSZ-HM18NA-U1

Unit: in. (mm)



MSZ-HM18NA

Insulation	Ø2 O.D
Piping	Liquid line Ø5/16 15-3/8 (Flared connection Ø1/4)
	Gas line Ø15/32 13-3/8 (Flared connection Ø1/2)
Drain hose	Insulation Ø1-1/8 Connected part Ø5/8 O.D

MSZ-HM24NA

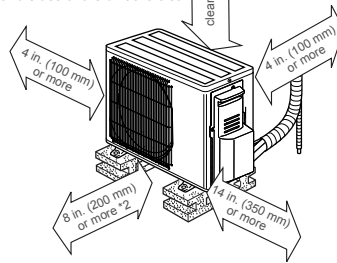
Insulation	Ø2 O.D
Piping	Liquid line Ø5/16 15-3/8 (Flared connection Ø3/8)
	Gas line Ø15/32 13-3/8 (Flared connection Ø5/8)
Drain hose	Insulation Ø1-1/8 Connected part Ø5/8 O.D

MUZ-HM18NA2-U1

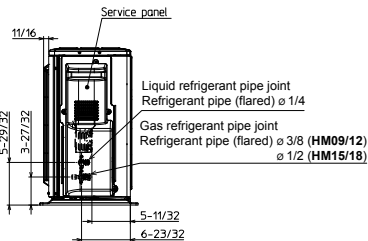
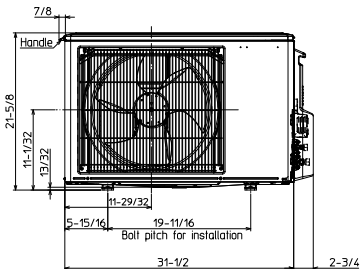
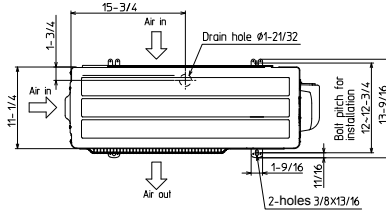
Unit: in. (mm)

REQUIRED SPACE

*1 4 in. (100 mm) or more when front and sides of the unit are clear



*2 When any 2 sides of left, right and rear of the unit are clear



COOLING & HEATING

1340 Satellite Boulevard, Suwanee, GA 30024
Toll Free: 800-433-4822 www.mehvac.com

