

Job Name:	
System Reference:	Date:



Indoor Unit: MSZ-HM12NA-U1



Wireless Remote Controller



Outdoor Unit: MUZ-HM12NA2-U8

### ACCESSORIES:

#### Indoor Unit

- Condensate Pump (BlueDiamond X87-711/721; 115/230V)
- Condensate Pump (Sauermann SI30-115/230; 115/230V)
- Anti-Allergy Enzyme Filter (MAC-408FT-E)
- Drain Pan Level Sensor (DPLS2)

#### Outdoor Unit

- Outdoor Mounting Pad (ULTRILITE1)
- Drain Pan Heater (MAC-640BH-U)
- 3-1/4" Mounting Base [Pair] (DSD-400P)
- Drain Pan Socket (MAC-860DS)
- Air Outlet Guide (MAC-889SG)
- Wall Mounting Bracket (QSWB2000M-1)

### SPECIFICATIONS:

#### Rated Conditions (Capacity / Input)

Cooling <sup>1</sup>	Btu/h / W	12,000 / 1,210
Heating at 47° F <sup>2</sup>	Btu/h / W	12,200 / 990

Capacity Range		Minimum	Maximum
Cooling <sup>1</sup>	Btu/h	3,800	12,200
Heating at 47° F <sup>2</sup>	Btu/h	4,500	14,500
Heating at 17° F <sup>3</sup>	Btu/h	-	9,000
Heating at 5° F <sup>4</sup>	Btu/h	-	7,500

<sup>1</sup> Cooling | Indoor: 80° F (27° C) DB / 67° F (19° C) WB; Outdoor: 95° F (35° C) DB / 75° F (24° C) WB  
<sup>2</sup> Heating at 47° F | Indoor: 70° F (21° C) DB / 60° F (16° C) WB; Outdoor: 47° F (8° C) DB / 43° F (6° C) WB  
<sup>3</sup> Heating at 17° F | Indoor: 70° F (21° C) DB / 60° F (16° C) WB; Outdoor: 17° F (-8° C) DB / 15° F (-9° C) WB  
<sup>4</sup> Heating at 5° F | Indoor: 70° F (21° C) DB / 60° F (16° C) WB; Outdoor: 5° F (-15° C) DB / 5° F (-15° C) WB  
 \* Rating Conditions per AHRI Standard:

Operating Conditions (Indoor Intake Air Temp.) (Max./ Min.)	
Cooling	90° F (32° C) DB / 67° F (19° C) DB
Heating	80° F (27° C) DB / 70° F (21° C) DB

Operating Conditions (Outdoor Intake Air Temp.) (Max./ Min.)	
Cooling <sup>5</sup>	115 F (46° C) DB / 14° F (-10° C) DB
Heating	75° F (24° C) DB / 5° F (-15° C) DB**

<sup>5</sup> Applications should be restricted to comfort cooling only; equipment cooling applications are not recommended for low ambient temperature conditions.  
 \*\* System cuts out at -9° F (-27° C) to avoid thermistor error and automatically restarts at -4° F (-20° C).

AHRI Efficiency Ratings	
SEER / HSPF	18 / 8.5
COP at 47° F / 17° F	3.61 / 2.78

Electrical Power Requirements	208 / 230V, 1-Phase, 60 Hz
-------------------------------	----------------------------

Minimum Circuit Ampacity (MCA)	
Indoor / Outdoor	A 1.0 / 12

Indoor Unit		
Blower Motor (ECM)	F.L.A.	0.76
Blower Motor Output	W	30
SHF / Moisture Removal		0.77 / 2.5 pt./h
Field Drainpipe Size O.D.	In.(mm)	5/8 (15)

Outdoor Unit		
Compressor		DC INVERTER-driven Twin Rotary
Fan Motor (ECM)	F.L.A.	0.5

Airflow Rate (Lo - Med - Hi - Super Hi)			
Indoor (Cooling)	DRY	CFM	170-237-321-399
	WET		134-201-286-364
Indoor (Heating)	DRY		170-237-321-406
Outdoor			1,243 / 1,229

Sound Pressure Level (Lo - Med - Hi - Super Hi)			
Indoor	Cooling	dB(A)	22-30-37-45
	Heating		22-30-37-43
Outdoor	Cooling		49
	Heating		51

External Dimensions		
Indoor (H x W x D)	In.(mm)	11-5/8 x 31-7/16 x 9-1/8 (295 x 798 x 232)
Outdoor (H x W x D)		21-5/8 x 31-1/2 x 11-1/4 (550 x 800 x 285)

Net Weight		
Indoor	Lbs.(kg)	22 (10)
Outdoor		73 (33)

External Finish	
Indoor	Munsell 1.0Y 9.2 / 0.2
Outdoor	Munsell No. 3Y 7.8 / 1.1

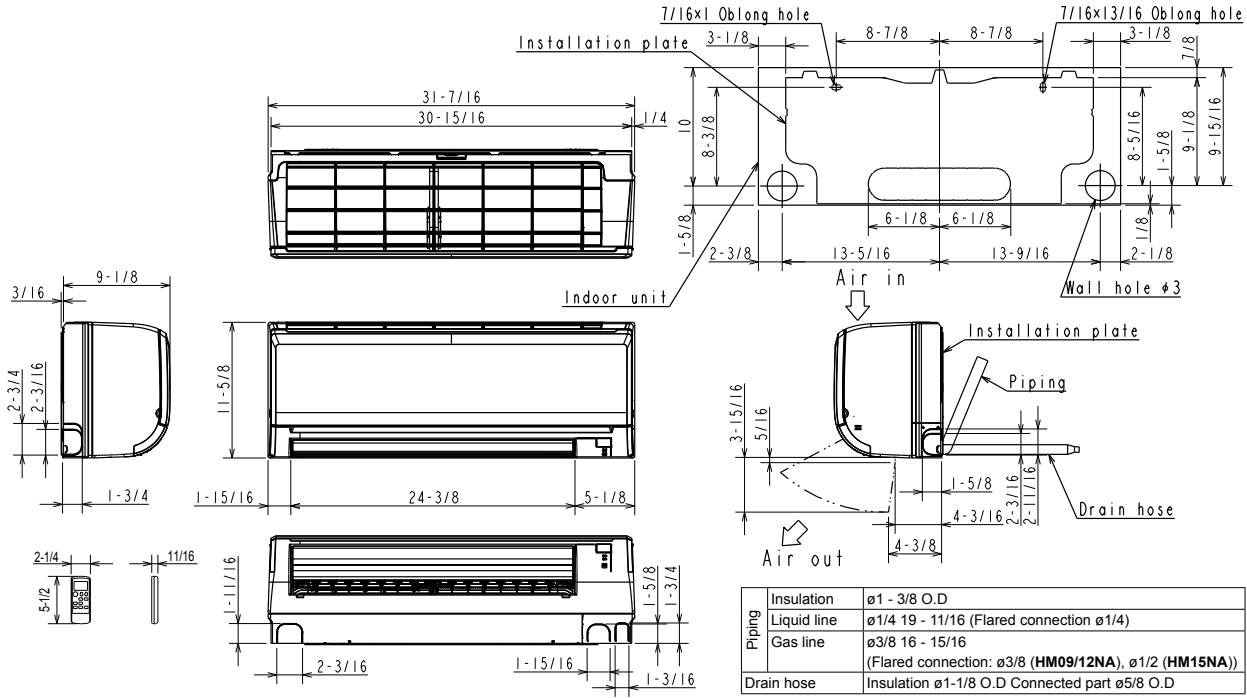
Refrigerant	R410A; 2 lb. 9 oz.
-------------	--------------------

Refrigerant Piping (Flared)		
Liquid (High Pressure)	In.(mm)	1/4 (6.35)
Gas (Low Pressure)		3/8 (9.52)
Max. Total Refrigerant Pipe Length (Height Diff.)	Ft. (m)	40 (12)
Max. Total Refrigerant Pipe Length (Length.)		65 (20)

# DIMENSIONS: MSZ-HM12NA-U1 & MUZ-HM12NA2-U8

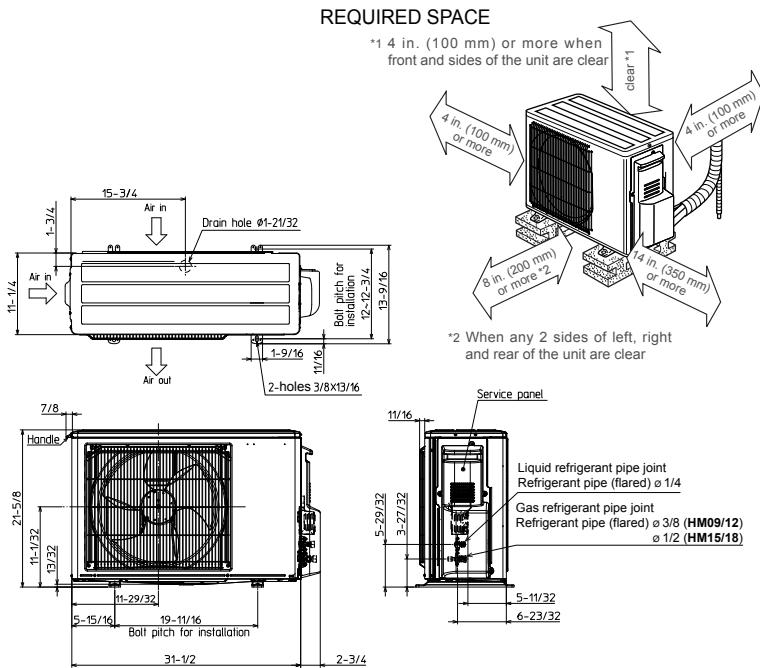
## MSZ-HM12NA-U1

Unit: in. (mm)



## MUZ-HM12NA2-U8

Unit: in. (mm)



COOLING & HEATING

1340 Satellite Boulevard, Suwanee, GA 30024  
Toll Free: 800-433-4822 www.mehvac.com



Job Name: \_\_\_\_\_

System Reference: \_\_\_\_\_ Date: \_\_\_\_\_



Indoor Unit: MSZ-HM12NA-U1



Wireless Remote Controller



Outdoor Unit: MUZ-HM12NA2-U8

### ACCESSORIES:

#### Indoor Unit

- Condensate Pump (BlueDiamond X87-711/721; 115/230V)
- Condensate Pump (Sauermann SI30-115/230; 115/230V)
- Anti-Allergy Enzyme Filter (MAC-408FT-E)
- Drain Pan Level Sensor (DPLS2)

#### Outdoor Unit

- Outdoor Mounting Pad (ULTRILITE1)
- Drain Pan Heater (MAC-640BH-U)
- 3-1/4" Mounting Base [Pair] (DSD-400P)
- Drain Pan Socket (MAC-860DS)
- Air Outlet Guide (MAC-889SG)
- Wall Mounting Bracket (QSWB2000M-1)

### SPECIFICATIONS:

#### Rated Conditions (Capacity / Input)

Cooling <sup>1</sup>	Btu/h / W	12,000 / 1,210
Heating at 47° F <sup>2</sup>	Btu/h / W	12,200 / 990

Capacity Range		Minimum	Maximum
Cooling <sup>1</sup>	Btu/h	3,800	12,200
Heating at 47° F <sup>2</sup>	Btu/h	4,500	14,500
Heating at 17° F <sup>3</sup>	Btu/h	-	9,000
Heating at 5° F <sup>4</sup>	Btu/h	-	7,500

<sup>1</sup> Cooling | Indoor: 80° F (27° C) DB / 67° F (19° C) WB; Outdoor: 95° F (35° C) DB / 75° F (24° C) WB  
<sup>2</sup> Heating at 47° F | Indoor: 70° F (21° C) DB / 60° F (16° C) WB; Outdoor: 47° F (8° C) DB / 43° F (6° C) WB  
<sup>3</sup> Heating at 17° F | Indoor: 70° F (21° C) DB / 60° F (16° C) WB; Outdoor: 17° F (-8° C) DB / 15° F (-9° C) WB  
<sup>4</sup> Heating at 5° F | Indoor: 70° F (21° C) DB / 60° F (16° C) WB; Outdoor: 5° F (-15° C) DB / 5° F (-15° C) WB  
 \* Rating Conditions per AHRI Standard:

Operating Conditions (Indoor Intake Air Temp.) (Max./ Min.)	
Cooling	90° F (32° C) DB / 67° F (19° C) DB
Heating	80° F (27° C) DB / 70° F (21° C) DB

Operating Conditions (Outdoor Intake Air Temp.) (Max./ Min.)	
Cooling <sup>5</sup>	115 F (46° C) DB / 14° F (-10° C) DB
Heating	75° F (24° C) DB / 5° F (-15° C) DB**

<sup>5</sup> Applications should be restricted to comfort cooling only; equipment cooling applications are not recommended for low ambient temperature conditions.  
 \*\* System cuts out at -9° F (-27° C) to avoid thermistor error and automatically restarts at -4° F (-20° C).

AHRI Efficiency Ratings	
SEER / HSPF	18 / 8.5
COP at 47° F / 17° F	3.61 / 2.78

Electrical Power Requirements	208 / 230V, 1-Phase, 60 Hz
-------------------------------	----------------------------

Minimum Circuit Ampacity (MCA)	
Indoor / Outdoor	A 1.0 / 12

Indoor Unit		
Blower Motor (ECM)	F.L.A.	0.76
Blower Motor Output	W	30
SHF / Moisture Removal		0.77 / 2.5 pt./h
Field Drainpipe Size O.D.	In.(mm)	5/8 (15)

Outdoor Unit		
Compressor		DC INVERTER-driven Twin Rotary
Fan Motor (ECM)	F.L.A.	0.5

Airflow Rate (Lo - Med - Hi - Super Hi)			
Indoor (Cooling)	DRY	CFM	170-237-321-399
	WET		134-201-286-364
Indoor (Heating)	DRY		170-237-321-406
	Outdoor		1,243 / 1,229

Sound Pressure Level (Lo - Med - Hi - Super Hi)			
Indoor	Cooling	dB(A)	22-30-37-45
	Heating		22-30-37-43
Outdoor	Cooling		49
	Heating		51

External Dimensions		
Indoor (H x W x D)	In.(mm)	11-5/8 x 31-7/16 x 9-1/8 (295 x 798 x 232)
Outdoor (H x W x D)		21-5/8 x 31-1/2 x 11-1/4 (550 x 800 x 285)

Net Weight		
Indoor	Lbs.(kg)	22 (10)
Outdoor		73 (33)

External Finish	
Indoor	Munsell 1.0Y 9.2 / 0.2
Outdoor	Munsell No. 3Y 7.8 / 1.1

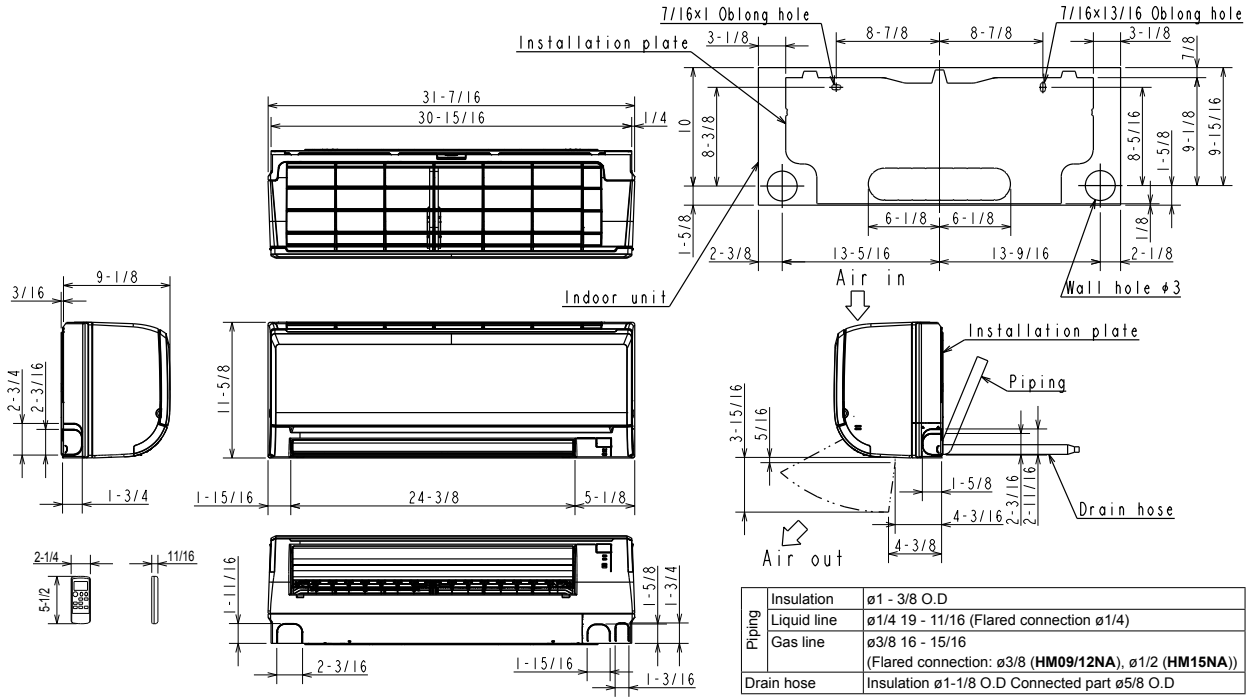
Refrigerant	R410A; 2 lb. 9 oz.
-------------	--------------------

Refrigerant Piping (Flared)		
Liquid (High Pressure)	In.(mm)	1/4 (6.35)
Gas (Low Pressure)		3/8 (9.52)
Max. Total Refrigerant Pipe Length (Height Diff.)	Ft. (m)	40 (12)
Max. Total Refrigerant Pipe Length (Length.)		65 (20)

# DIMENSIONS: MSZ-HM12NA-U1 & MUZ-HM12NA2-U8

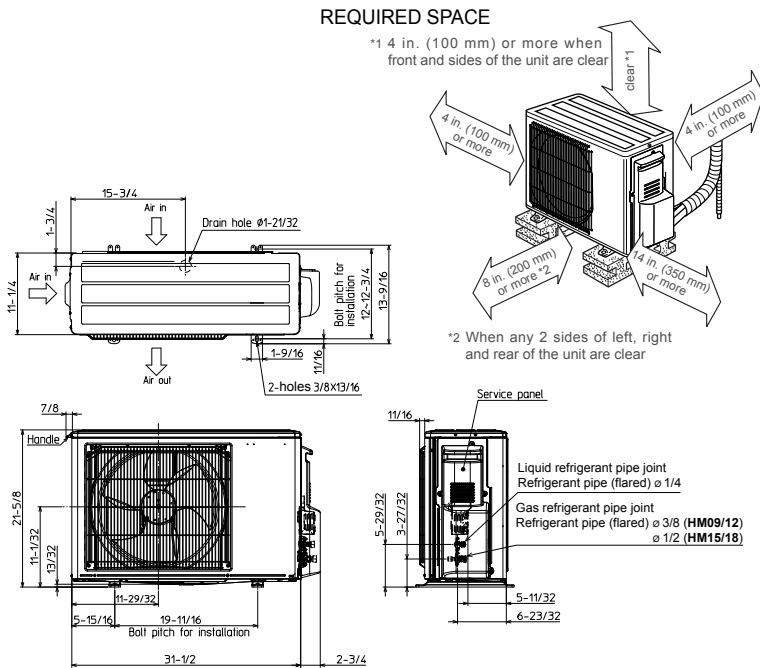
## MSZ-HM12NA-U1

Unit: in. (mm)



## MUZ-HM12NA2-U8

Unit: in. (mm)



COOLING & HEATING

1340 Satellite Boulevard, Suwanee, GA 30024  
Toll Free: 800-433-4822 www.mehvac.com

