Model/Le modèle: 789060

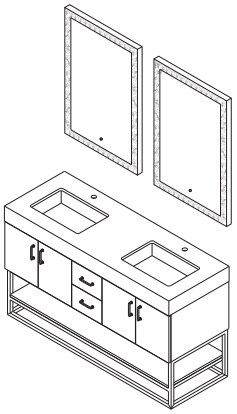

●Please check your product packaging to make sure the included accessories are in the “list of standard accessories”. If any parts are missing, please contact your local dealer immediately.

●Do not allow any sharp objects to come in contact with the cabinet, as it will scratch the surface.

●Continuous and prolonged exposure to direct sunlight may cause discoloration to the wood.

●Do not put any hot appliances directly on or near the cabinet.

●Please avoid using cleaning products that contain bleach or ammonia.

●Wood surfaces should only be cleaned with wood care products such as soapy water or furniture polish.

●Vérifiez l'emballage de votre produit SVP pour assurer que les accessoires fournis sont dans la liste des accessoires standards".

●S'il manque des pièces, veuillez contacter immédiatement votre distributeur sur place.

●Les objets pointues sont interdits de toucher le meuble, car ils gratteront le surface.

●L’exposition continue directement sous le soleil peut provoquer une décoloration du bois.

●Ne placez aucune chose chaude directement sur la table ou à côté du meuble.

●N'utilisez pas des produits de nettoyage qui content de l'eau de javel ni de l'ammoniac.

●Les surfaces ne doivent être nettoyées qu'avec produits d'entretien du bois ou de l'eau savonneuse ou vernis pour meubles.

Main Body Parts/La partie principale du corps

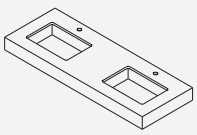

Ceramic basin/Cuves en céramique/2

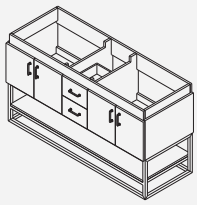

Main cabinet/Armoires principal/1

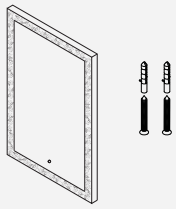

Mirror/Miroirs/2

Installation Parts/Partie d’installation

Install Screw/l’installation vis/2

Installation/l’installation

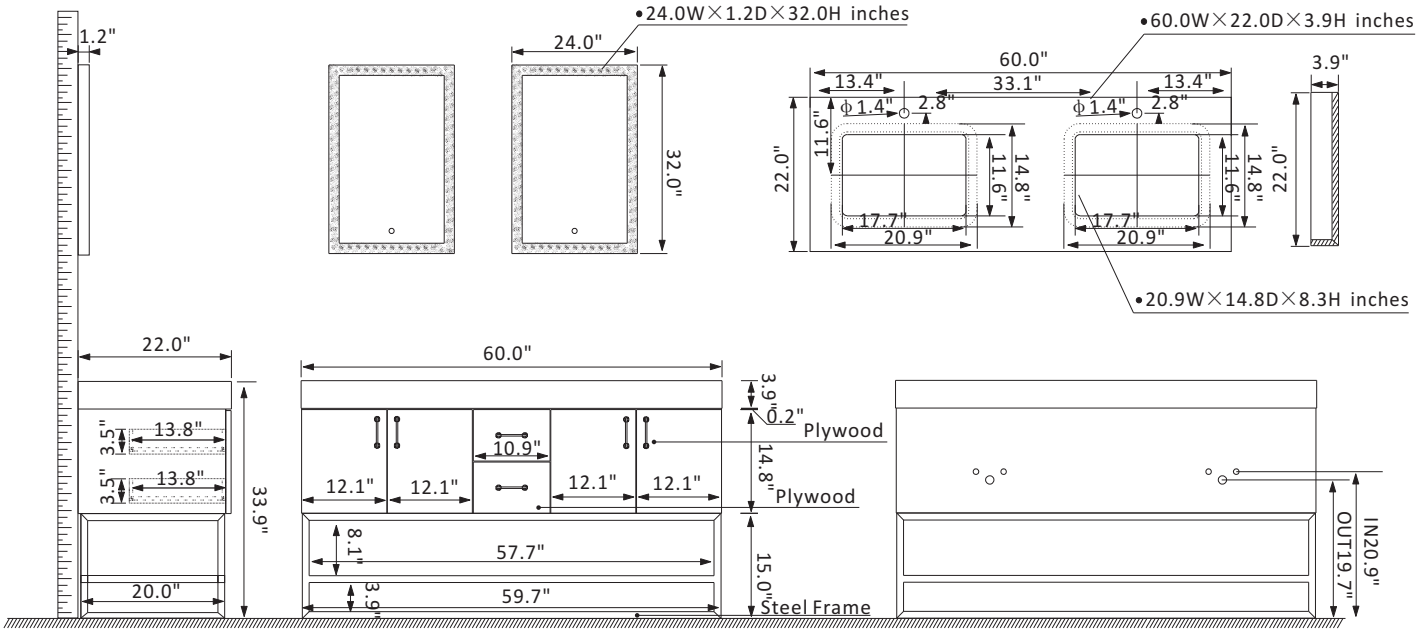

Erecting Tool/Outils d’assemblage

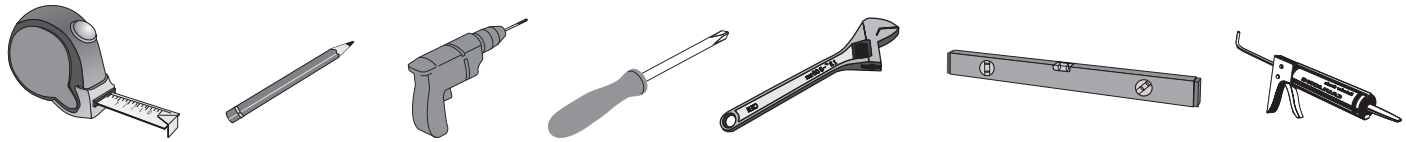

Install,Remove,Adjut Of Top Fast Loading Hinge /Montage, démontage et réglage de la charnière de chargement rapide

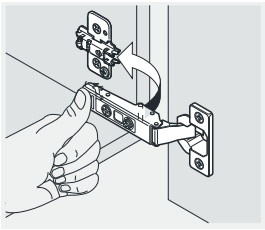

Install/l’installation



Remove/mobiles

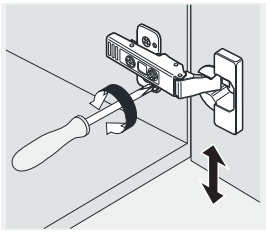

Adjust the height/Hauteur de réglage

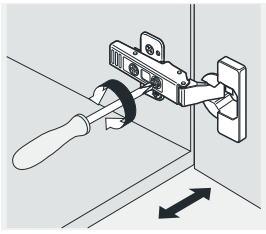

adjust the lateral/Réglage latéral

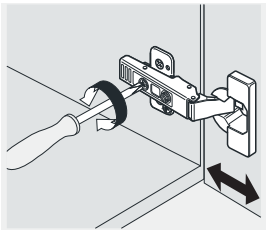

Adjust the depth/Profondeur de réglage

Installation Instruction/Instructions d’installation

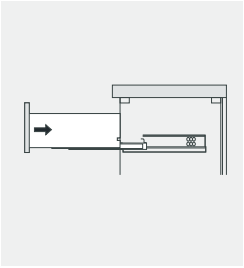

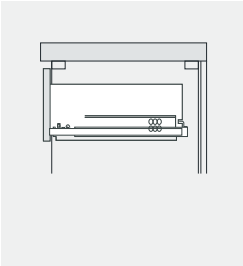

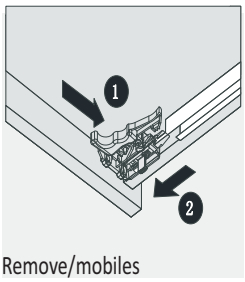

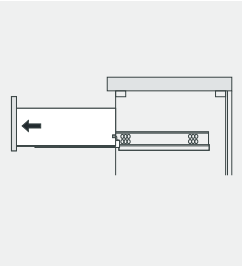

Drawer Adjust/ tiroir ajuster

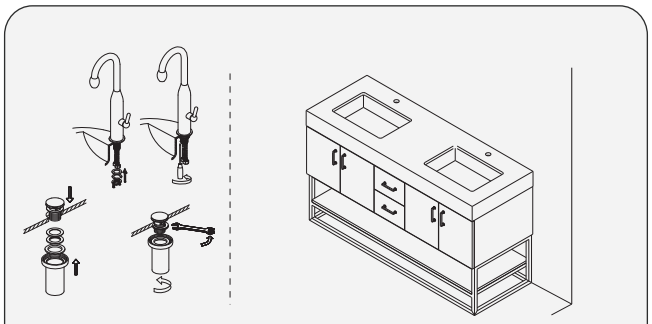

1.Install pop-up,faucet and basin
/Installer des éventails, des robinets et des lavabos

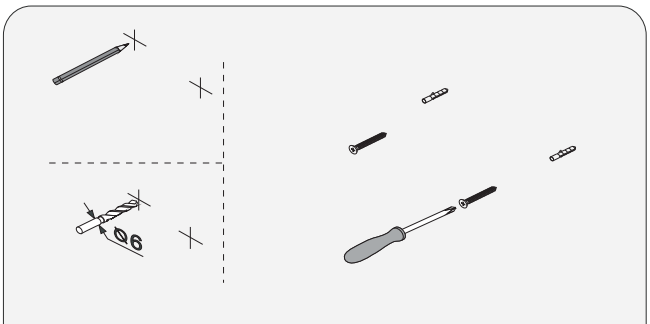

2.Fix the mirror/Miroirs de réparation

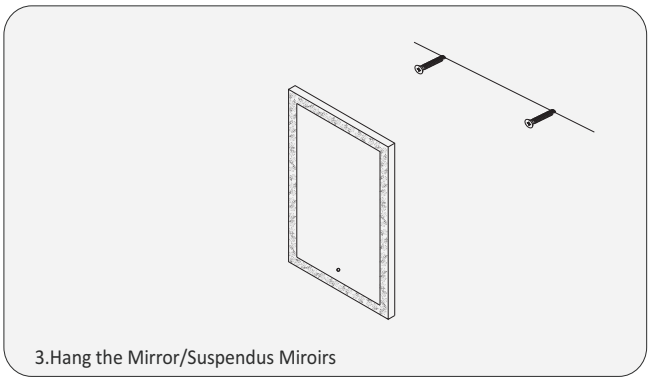

3.Hang the Mirror/Suspendus Miroirs