

INSTALLATION INSTRUCTIONS

Please note:

- Review and abide by all building and plumbing codes.
- Miseno sinks need to be installed by a professional, or skilled do-it-yourselfer.
- Some counters require different cutting methods; seek the details of your chosen countertop material.
- Check to make sure the sink is sealed watertight.

Miseno's vessel sinks are to be installed sitting on the countertop. Most vanity heights are set at 28"-32". After vessel sink installation the vessel height will be approximately 34"-36".

- **Layout and place** the sink and faucet of your choice in the desired location. Using a pencil, mark the drain hole and faucet base. Consider the flow of the faucet when marking the location.

- **Drill the countertop** for sink drain opening with a 1-5/8" drill bit. The faucet hole may be 1-1/2" but clearance will be very tight.

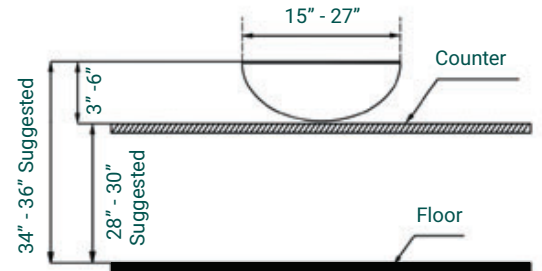
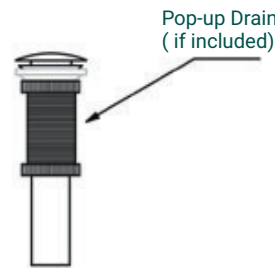
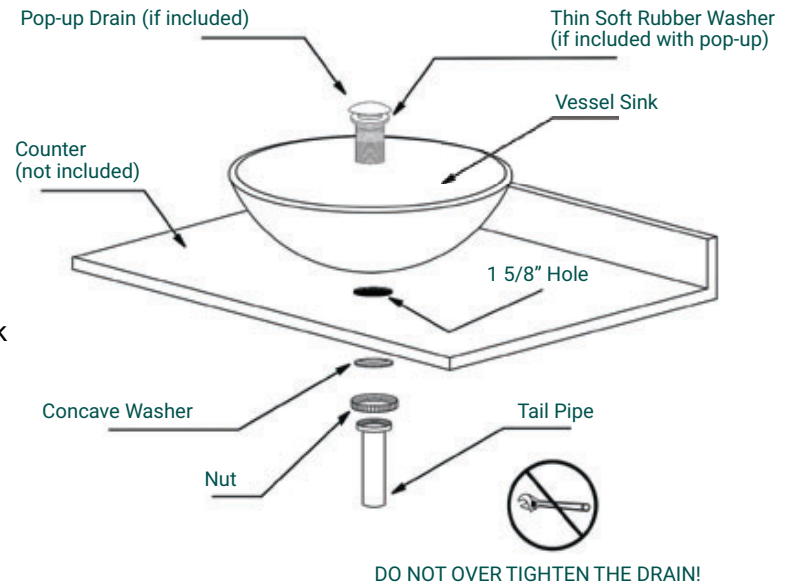
- **Place the vessel** on top of the counter and make sure the drain fits down inside of the counter.

- **Use a bead** of clear silicone to seal between the outside edge of the vessel where it mounts to the countertop.

- **Use a level** to ensure the vessel is plumb in every direction and then install the drain.

- **Secure the vessel** to the counter with fastener on the drain. Be sure to not overtighten the drain assembly. Hand-tightening will be sufficient.

When cleaning up after installation, do not use abrasive cleaners. use soft soap and warm water with a washcloth to clean the surface.



TOOLS NEEDED FOR ASSEMBLY

(not included)



Questions, problems, missing parts? Before returning, call our customer service department at 855.480.2915, 7am to 5pm PST, Monday-Friday, or email us at infoservice@miseno.com

TROUBLESHOOTING TIPS

Issue	Reason	Solution
Leakage under sink	Drain has come loose	Tighten the fastener under the countertop
Does not completely drain	Pop-up is too high; wrong seal used	Make sure correct seal is used and is below bevel
Sink wobbles or is loose	Drain is loose	Tighten drain