


USER GUIDE

LED LIGHTED MIRROR W/BUILT-IN CLOCK



Model: MM2632LEDR, MM3828LEDR, MM5036LEDR,
MM6428LEDR

IMPORTANT SAFETY INFORMATION

Please read through this installation instruction so you will know how to install and operate your model properly. Keep this document in a safe place for future reference after use.

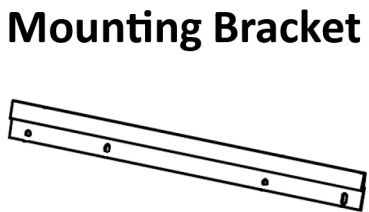

WARNING

This product must be installed in accordance with the installation instruction by qualified technician. Failure to follow instruction could result in death or serious bodily injury.


CAUTION

This product must be serviced by qualified personnel. ALWAYS unplug the power cord or turn off the circuit breaker before service.


PACKAGE CONTENTS



(Model MM2632LEDR x1)
(Model MM3828LEDR x1)
(Model MM5036LEDR x2)
(Model MM6428LEDR x2)



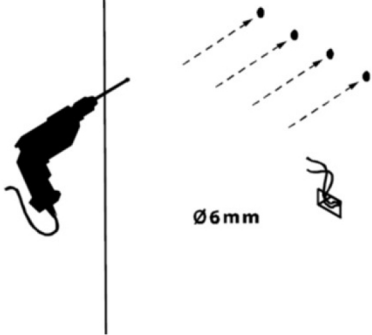
(Model MM2632LEDR x2)
(Model MM3828LEDR x2)
(Model MM5036LEDR x4)
(Model MM6428LEDR x4)



(Model MM2632LEDR x2)
(Model MM3828LEDR x2)
(Model MM5036LEDR x4)
(Model MM6428LEDR x4)

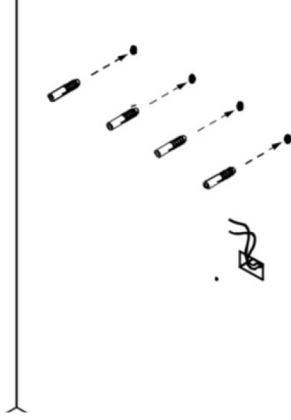
INSTALLATION

1



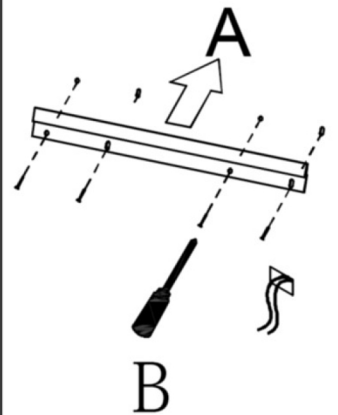
For drywall installation, mark the hole locations and drill Φ 6mm holes for the drywall anchors. Install a junction box behind the mirror for power connections.

2



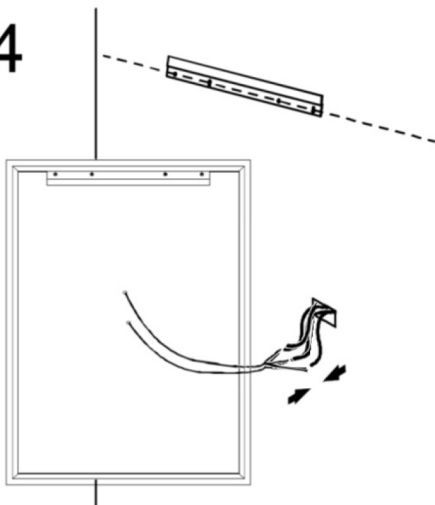
Insert provided drywall anchors.

3



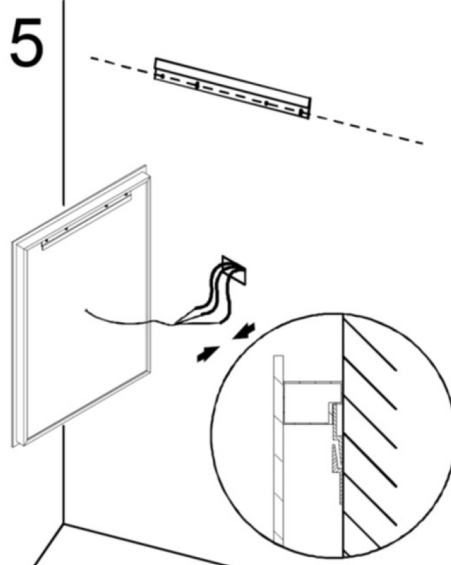
Install the mounting bracket.

4




You may hardwire both cables to the same power supply. Connect the on/off switch to the white cable (Main) if one is used. A separate power supply is required for the Clock (black cable).

5



Hang the mirror to the wall and make sure the bracket in the back of the mirror lineup with the mounting bracket properly.

6




Press the mirror down slightly and make sure the brackets fit properly.



- Using the wall studs to hang the mirror is highly recommended.
- This mirror is NOT designed to work with dimmable wall switch.
- Before fixing the mounting location, please make sure there is no interference to the IR sensor. It requires a minimum clearance of 4-1/2" and will not function normally when interference occurs. Measure from the top of the backplash if one is used. Remove the objects in vicinity or relocate the mirror and try again.

INSTALLATION DIMENSIONS



Model #	A	B	C
MM2632LEDR	26	32	1 5/8
MM3828LEDR	38	28	1 5/8
MM5036LEDR	50	36	1 5/8
MM6428LEDR	64	28	1 5/8

CARE AND MAINTENANCE

Clean the mirror with a soft, damp cloth and dry thoroughly with a soft towel. Do NOT allow the edges of the mirror to get or remain wet over a period of time. Please do NOT use glass cleaner that contains ammonia or vinegar. Never spray any cleaner directly onto a mirror. Instead apply the cleaner to a soft cloth and then wipe the mirror. Make sure no commercial cleaner comes in contact with the edge or backing.

WARRANTY

DEFECTIVE GOODS CONSUMER WARRANTY

MISENO inspects all of its products prior to shipment. We offer a 5-year Limited warranty on our electric mirror products. Defective products should be returned to place of purchase for replacement. However, if this is not possible, we accept returns on defective product with our written authorization. Returns will be handled by product replacement. Defects or damage caused to product by the consumer are not accepted.

SHORTAGE OR DAMAGED PRODUCTS

All shipments are carefully inspected and counted before leaving our distribution centers. Please inspect carefully on receipt of merchandise, noting any discrepancy or damage on the carrier's freight bill at that time, and file a claim with the carrier within 10 days from receipt of order. Then contact our office. Deductions from invoices for shortages or damage claims will not be allowed.

RETURN NEW GOODS

All claims for returns or adjustments must have prior approval and return authorization (RGA) number. Only original, sealed product in salable condition are eligible for return. Credit for authorized returns will be issued at the net price paid for the product and subject to a 15% restocking/handling fee. Merchandise is to be returned via prepaid freight. All unauthorized returns will be refused or subject to a 25% restocking/handling fee.