

CUSTOMER NAME:

CUSTOMER #:

**CUSTOMER PROPOSAL/CUT SHEET**

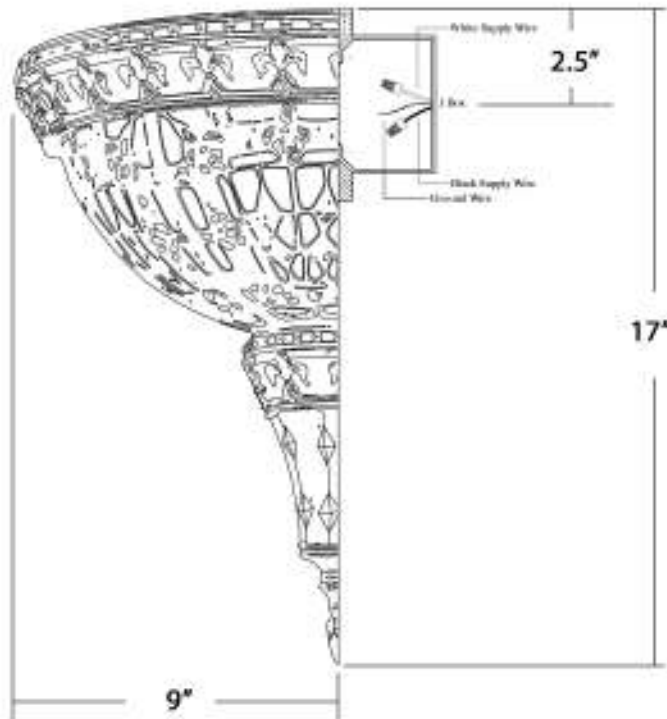
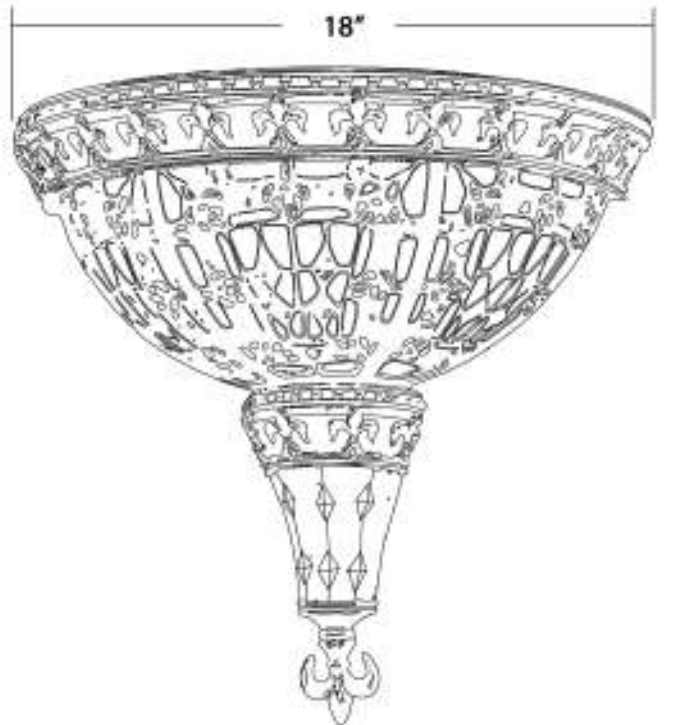


*"A Commitment to Excellence in Lighting and Service"*

CALL OUR CUSTOMER SERVICE DEPARTMENT AT 1-800-222-4009

MONDAY - FRIDAY 8:00 a.m. - 6:00 p.m. ET

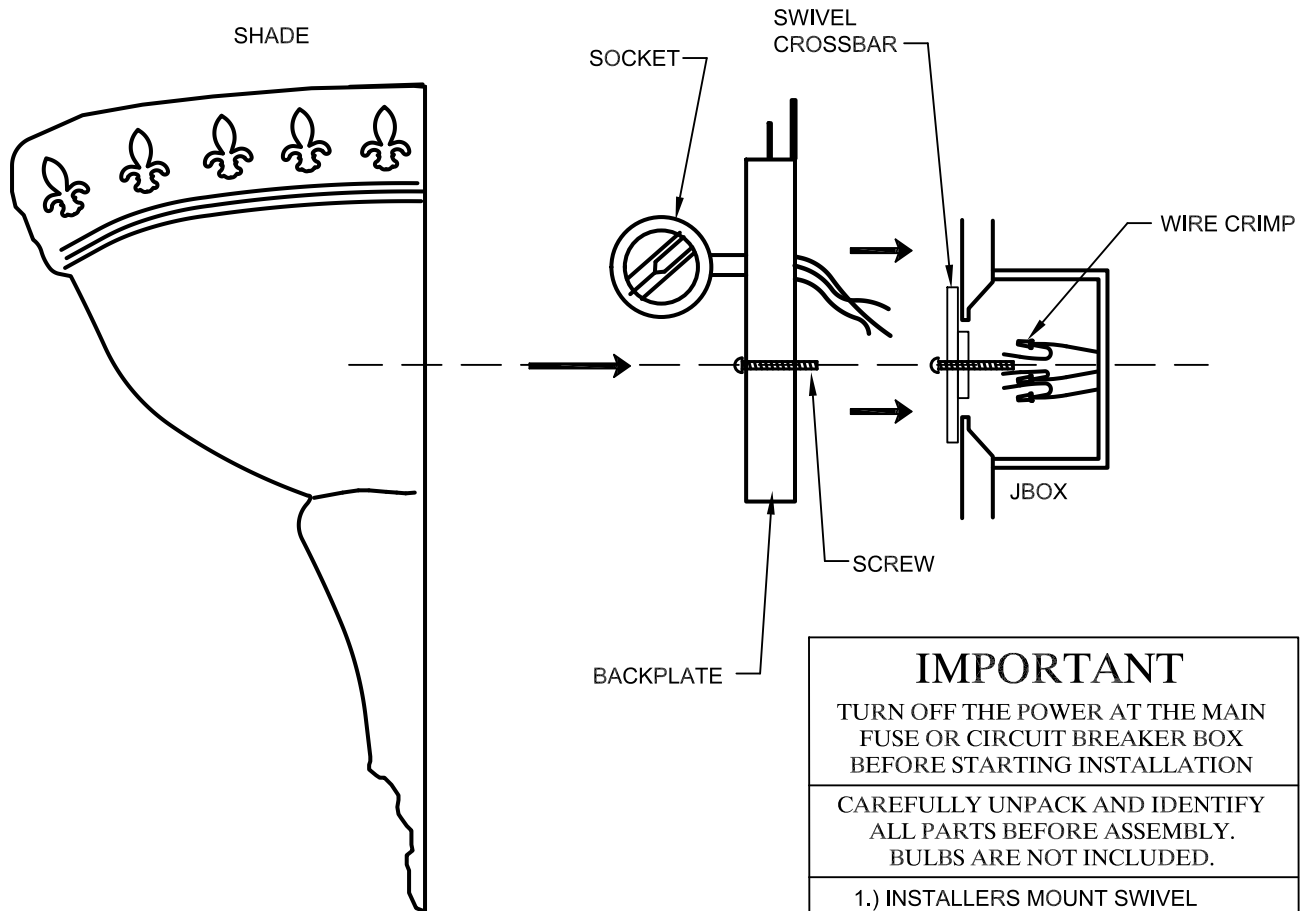
visit us on the web at [www.meyda.com](http://www.meyda.com)



© MEYDA TIFFANY, INC. © DESIGN COPYRIGHT, MEYDA TIFFANY, INC. ALL RIGHTS RESERVED. NO UNAUTHORIZED DUPLICATION

ITEM#	50241	BULB#	2	LOCATION	
DESIGN#	SG699-18SC-1	TYPE	MEDIUM BASE		
FIXTURE TYPE	WALL SCONCE	WATT	60	DIMENSIONS/NOTES	
LENS/GLASS COLOR	BEIGE,BROWN,MAUVE,AMBER	VOLTAGE	120		
FINISH	ANTIQUE	MATERIAL		WEIGHT	

## ASSEMBLY INSTRUCTIONS FOR #50241 /SG699-18SC-1



### IMPORTANT

TURN OFF THE POWER AT THE MAIN FUSE OR CIRCUIT BREAKER BOX BEFORE STARTING INSTALLATION

CAREFULLY UNPACK AND IDENTIFY ALL PARTS BEFORE ASSEMBLY. BULBS ARE NOT INCLUDED.

- 1.) INSTALLERS MOUNT SWIVEL CROSSBAR DIRECTLY TO JUNCTION BOX, WIRE AS PER LOCAL ELECTRICAL CODE.
- 2.) LINE HOLES UP WITH BACK PLATE AND CROSSBAR, ADD SCREWS TO ATTACH.
- 3.) IN FUTURE - CHANGING LIGHT BULBS:
  - (A). PULL SHADE UP AND UNHOOK FROM BACKPLATE, REPLACE BULB.
  - (B). REVERSE THE PROCESS TO RESTORE TO CLOSED POSITION.



*"A Commitment to Excellence in Lighting and Service"*

CALL OUR CUSTOMER SERVICE DEPARTMENT AT 1-800-222-4009  
 MONDAY - FRIDAY 8:00a.m - 6:00p.m ET  
 visit us on the web at [www.meyda.com](http://www.meyda.com)