

ASSEMBLY INSTRUCTIONS FOR #50250 (M110-SG699-24-1)

FIGURE A

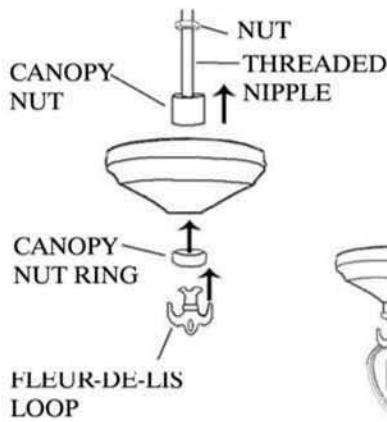


FIGURE C

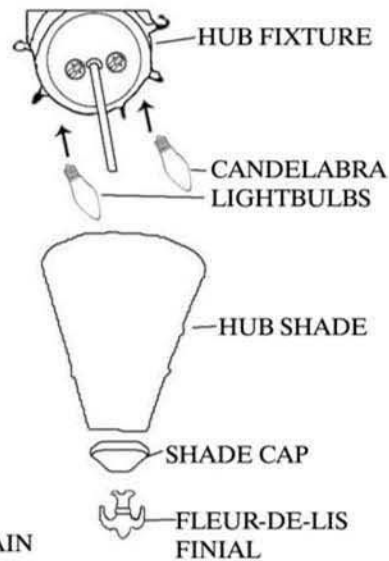
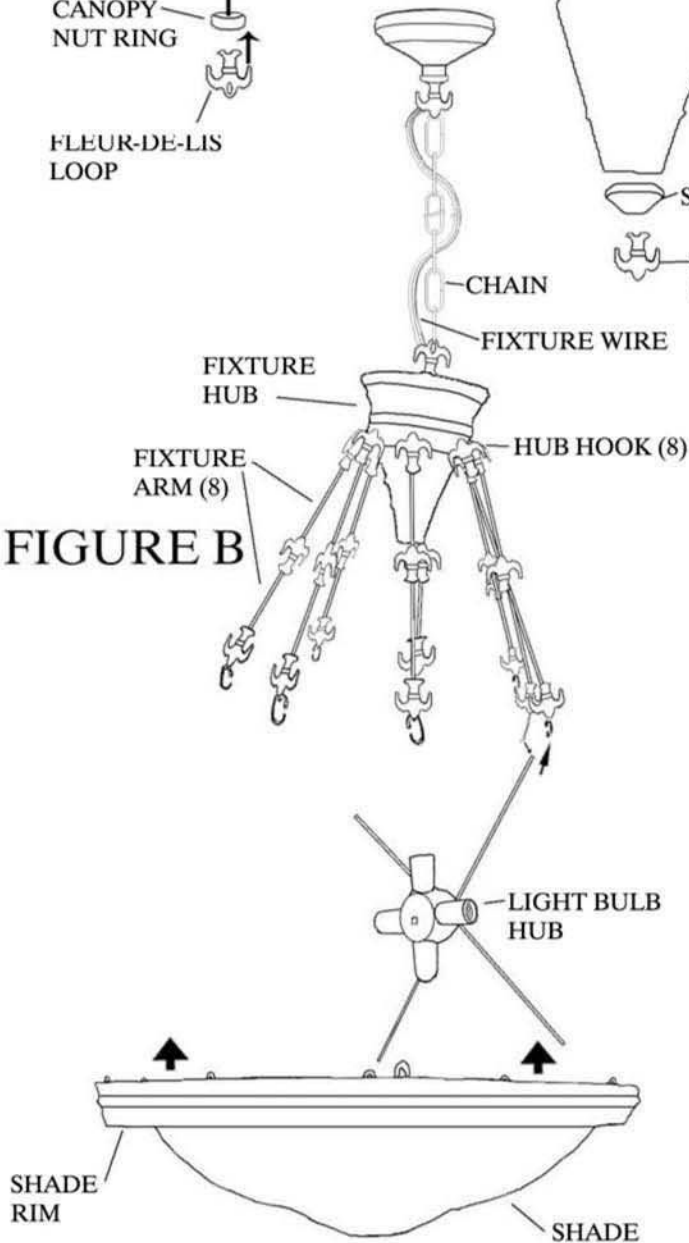


FIGURE B



IMPORTANT

TURN OFF THE POWER AT THE MAIN FUSE OR CIRCUIT BREAKER BOX BEFORE STARTING INSTALLATION

CAREFULLY UNPACK AND IDENTIFY ALL PARTS BEFORE ASSEMBLY. BULBS ARE NOT INCLUDED

TO INSURE SAFE AND PROPER INSTALLATION OF THIS CHANDELIER USE ONLY MEYDA TIFFANY SUPPLIED HARDWARE.

THIS IS A TWO PERSON JOB.

TOOLS REQUIRED: CHAIN PLIERS, WIRE STRIPPERS, * * * SCREWDRIVER, LADDER. * * *

THIS FIXTURE WEIGHS OVER 50 LBS. NEC:314.27B, A luminaire that weighs more than 23kg (50lb) shall be supported independently of the outlet box unless the outlet box is listed AND MARKED for the MAXIMUM weight to be supported.

1. Screw nut onto threaded nipple and tighten. FIG A
2. Place canopy up and over threaded nipple then screw canopy nut onto threaded nipple 1/4" FIG. A
3. Screw canopy nut ring onto canopy nut. Screw fleur-de-lis loop onto threaded nipple. FIG. A
4. Attach chain to fleur-de-lis loop (adjust fixture height by adding or removing chain links). FIG. B
5. Attach fixture hub (fixture hub includes light bulb hub and 1 fixture arm) to chain. FIG. B
6. Place fixture wire w/ground through chain and threaded nipple into j-box. Take up all slack wire. Wire into J-box as per local electrical code.
7. Place fixture arm onto hub hook. FIG B
8. Remove fleur-de-lis finial from hub shade. Remove shade cap and shade, place 2 10wt candelabra bulbs into hub fixture. Replace shade, shade cap and finial. FIG C
9. Attach remaining fixture arms to hub hooks. Attach shade and shade rim to 4 fixture arms on one side. FIG B
10. Install light bulbs into light bulb hub (bulbs not included)
11. Attach remaining fixture arms to shade rim and Enjoy!



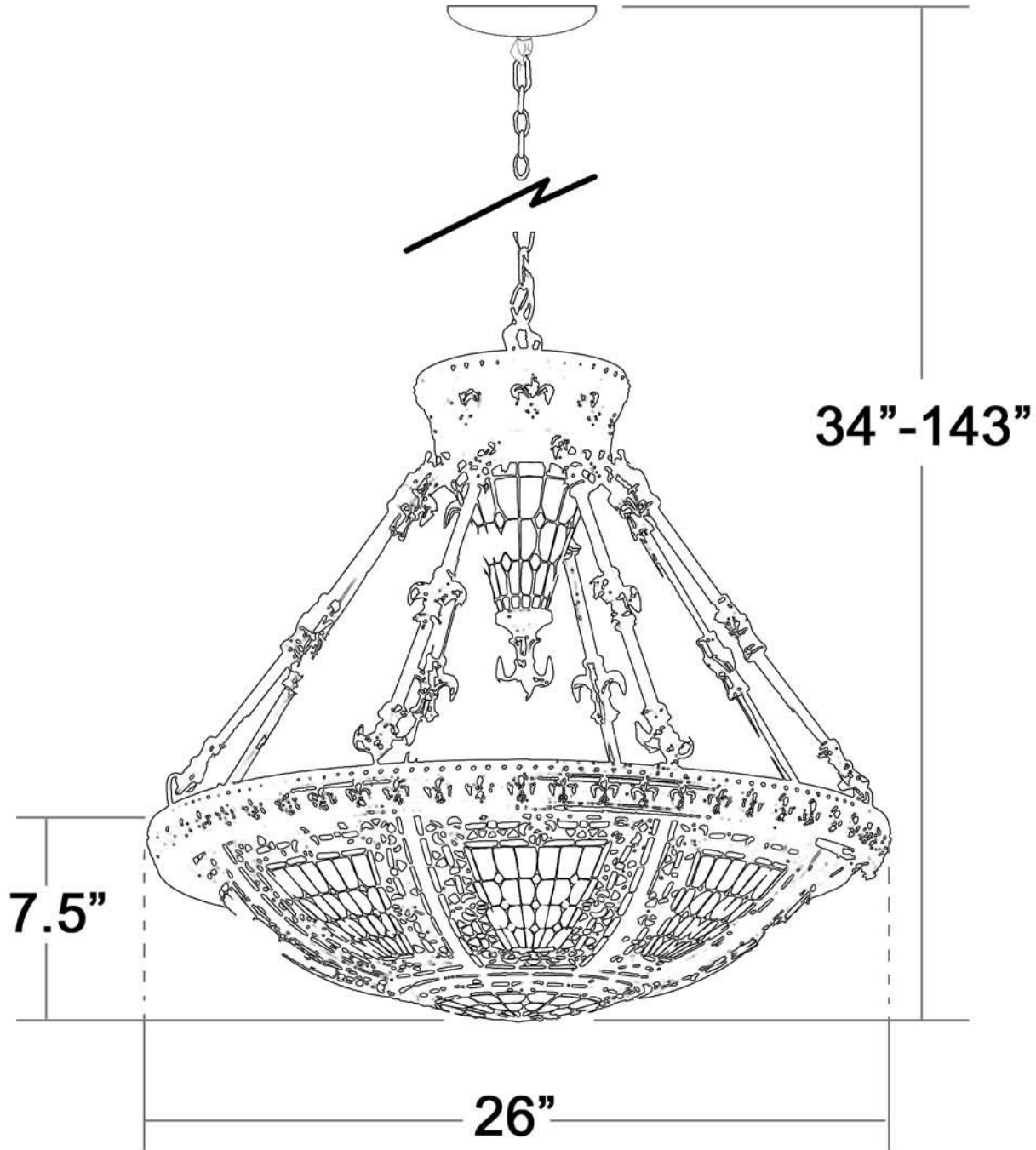
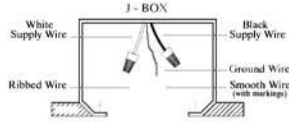
"A Commitment to Excellence in Lighting and Service"

CALL OUR CUSTOMER SERVICE DEPARTMENT AT 1-800-222-4009

MONDAY - FRIDAY 8:00 a.m. - 6:00 p.m. ET

visit us on the web at www.meyda.com

CUT SHEET, ITEM # 50250



BULB: 4 / 2
TYPE: MED./ CNDL.
WATT: 100 / 15
NOT INCLUDED



© DESIGN COPYRIGHT, MEYDA TIFFANY, INC. ALL RIGHTS RESERVED, NO UNAUTHORIZED DUPLICATION

DRAWN BY 244		APRVD. BY		DATE 12-15-08		DISCRIPTION FLEUR-DE-LIS		PROJECT NUMBER M110-SG699-24-1	
VOLTAGE 110		WEIGHT 43 LBS.				FIXTURE TYPE CHANDELIER		DESIGN NUMBER	
				MATERIAL GLASS/RESIN		FINISH ANTIQUE		FINAL MODEL NUMBER 50250	

CUSTOMER NAME:

CUSTOMER #:

CUSTOMER PROPOSAL/CUT SHEET

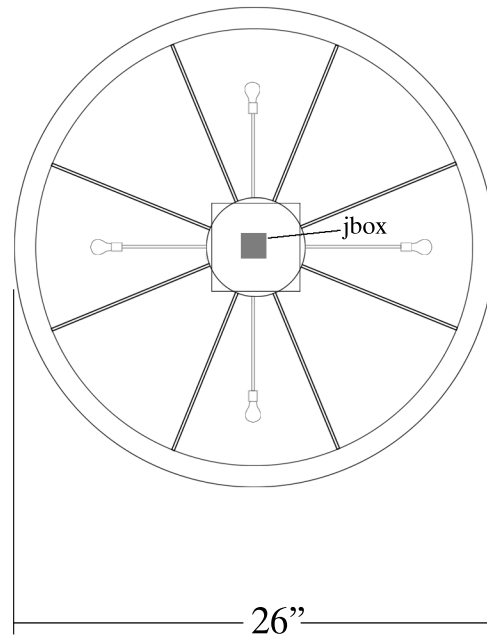
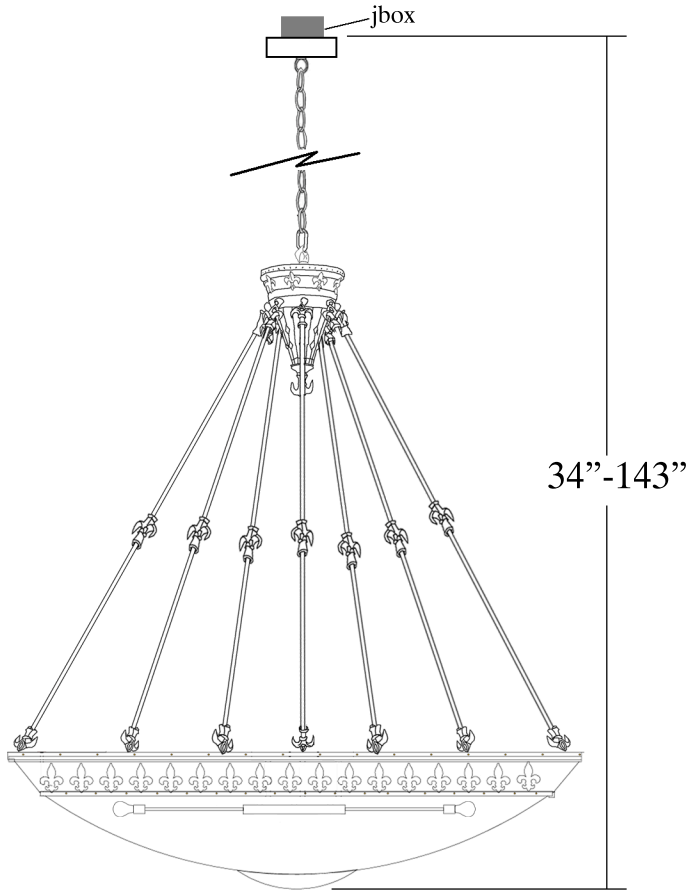


"A Commitment to Excellence in Lighting and Service"

CALL OUR CUSTOMER SERVICE DEPARTMENT AT 1-800-222-4009

MONDAY - FRIDAY 8:00 a.m. - 6:00 p.m. ET

visit us on the web at www.meyda.com



© MEYDA TIFFANY, INC. © DESIGN COPYRIGHT, MEYDA TIFFANY, INC. ALL RIGHTS RESERVED, NO UNAUTHORIZED DUPLICATION



ITEM# 50250	BULB# 4/2	LOCATION
DESIGN# M110-SG699-24-1	TYPE MEDIUM/CNDL.	
FIXTURE TYPE CHANDELIER	WATT 100/15	DIMENSIONS/NOTES
LENS/GLASS COLOR RED GREEN BLUE BROWN	VOLTAGE 120	
FINISH MAHOGANY BRONZE/ANTIQUE GOLD	MATERIAL	WEIGHT