

ASSEMBLY INSTRUCTIONS FOR # 164777

Fig.1

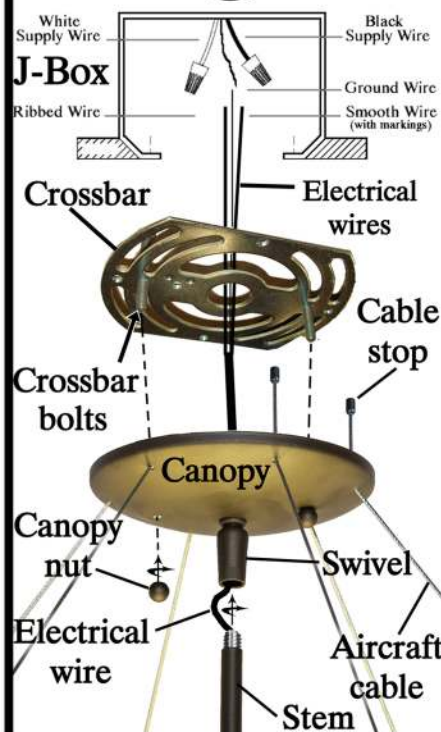
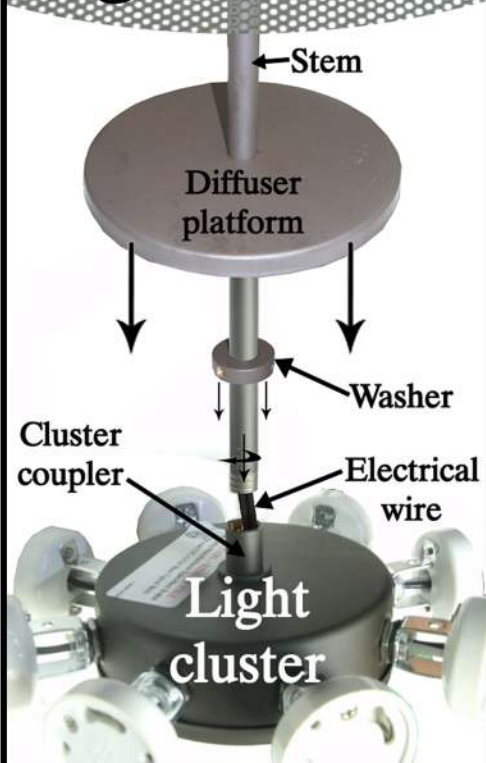


Fig.2 Diffuser



IMPORTANT

TURN OFF THE POWER AT THE MAIN FUSE OR CIRCUIT BREAKER BOX BEFORE STARTING INSTALLATION

CAREFULLY UNPACK AND IDENTIFY ALL PARTS BEFORE ASSEMBLY. BULBS ARE NOT INCLUDED

- 1.) Attach crossbar to ceiling or J-Box. Be sure to leave two bolts pointing down to receive your canopy.(Fig.1)
- 2.) Assemble your light cluster with diffuser: First run your electrical wire through your bottom stem. Screw your bottom stem into your light cluster. Slip your washer onto the bottom stem followed by the diffuser platform and then your diffuser.(Fig.2)
- 3.) Run your electrical wire through the top stem, then screw top stem into the bottom stem.(Fig.3)
- 4.) Prepare canopy: Run your electrical wire through the canopy, and screw your top stem into the swivel attached to canopy. Run your aircraft cable through your canopy so that your cable stop rests inside of canopy.(Fig.1)
- 5.) You may secure canopy /light cluster to ceiling now or after shade is attached. Secure the canopy to ceiling by sliding it up onto the two bolts protruding from crossbar. Hold in place with the two canopy nuts provided. Connect all electrical wires as per your local codes. Finish screwing your canopy nuts until canopy is flush with ceiling.(Fig.1)
- 6.) Prepare shade: insert cable grip (threaded end) through the holes in shade, secure with the cable finials provided. Now unscrew the grip nuts a little (not all the way).(Fig.4)
- 7.) Bring shade to aircraft cables and pull down on grip nuts and this will allow the cable to pass through easily. Let go of grip nut and it will grip cable. Make your adjustments in this manner to level your shade. When certain of placement screw grip nut back down. You may cut extra cable off only when you are certain of height.(Fig.4)
- 8.) Bulb your fixture, power on, enjoy!
- 9.) Have a Meyda Fine Day!

Fig.3


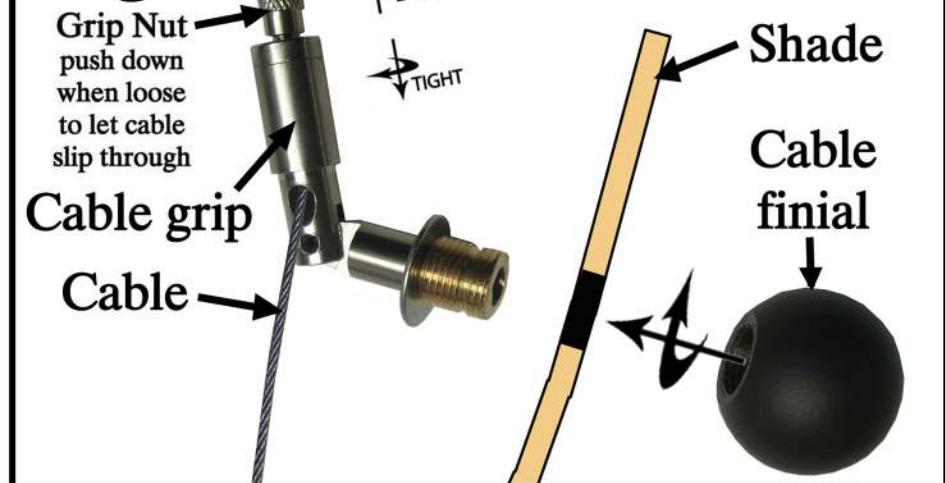


Fig.4



"A Commitment to Excellence in Lighting and Service"

CALL OUR CUSTOMER SERVICE DEPARTMENT AT 1-800-222-4009

MONDAY - FRIDAY 8:00 a.m. - 6:00 p.m. ET

visit us on the web at www.meyda.com