



#### PRODUCT DESCRIPTION

Cut-out metalwork curves around modern bell-shaped glass shades. The series includes pendants and bath vanities available in either Clear or a swirling Marble glass. Available in various complementary finishes: Polished Chrome, Matte Black, or Natural Aged Brass these fixtures make a delightful addition to bathroom spaces, bedrooms, or over a kitchen island.




#### MEASUREMENTS

DIMENSION : 46" L x 5.25" W x 6.75" H  
 MAX OAH : 51.25" OAH  
 CANOPY : 4.75" W x 0.75" H x 10.25" L  
 HANGING WEIGHT : 9.7 lb

#### LAMPING

INPUT VOLTAGE : 120V  
 BULB : 4 x 60W Incandescent E26 Medium , 240W Total  
 BULB INCLUDED : (Not Included)  
 DIMMABLE : Triac or ELV

#### FINISHES OPTION

-  Black (BK)
-  Natural Aged Brass (NAB)
-  Polished Chrome (PC)

#### GLASS

Clear CL

#### MATERIAL

Steel, Glass

#### RATINGS

cULus  
 Dry Location



#### ADDITIONAL

OPERATING TEMPERATURE:  
 -20°C (-4°F), 40°C (104°F)

Always consult a qualified electrician before installing any lighting product.



WESTERN DISTRIBUTION CENTER (HEADQUARTER)  
 253 NORTH VINELAND AVE | CITY OF INDUSTRY, CA 91746

EASTERN DISTRIBUTION CENTER  
 101 GARDNER PARK | PEACHTREE CITY, GA 30269

P. 626.956.4200 | F. 626.956.4225 | maximlighting.com