



PRODUCT DESCRIPTION

Elegant simple chandelier forms in your choice of Matte Black, Satin Nickel, or Heritage Brass. The timeless and transitional appeal of this series pairs well with a wide range of aesthetics.




MEASUREMENTS

DIMENSION : 29" L x 29" W x 22.25" H
 MAX OAH : 63" OAH
 CANOPY : 5" W x 0.75" H x 5" L
 HANGING WEIGHT : 9.02 lb

LAMPING

INPUT VOLTAGE : 120V
 BULB : 8 x 60W Incandescent E12 Candelabra , 480W Total
 BULB INCLUDED : (Not Included)
 DIMMABLE : Triac or ELV

FINISHES OPTION

-  Black (BK)
-  Heritage (HR)
-  Satin Nickel (SN)

MATERIAL

Steel

RATINGS

cETLus
 Dry Location



ADDITIONAL

SLOPE: 30
 OPERATING TEMPERATURE:
 -20°C (-4°F), 40°C (104°F)

Always consult a qualified electrician before installing any lighting product.



WESTERN DISTRIBUTION CENTER (HEADQUARTER)
 253 NORTH VINELAND AVE | CITY OF INDUSTRY, CA 91746

EASTERN DISTRIBUTION CENTER
 101 GARDNER PARK | PEACHTREE CITY, GA 30269

P. 626.956.4200 | F. 626.956.4225 | maximlighting.com