



PRODUCT DESCRIPTION

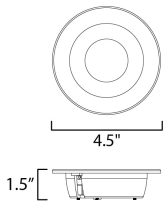
High performance and high in style, the Crisp is designed as a surface mount that install into a variety of 4-0 junction boxes while boasting a recessed appearance. The fixtures almost impossibly slopes into the junction box with snap in trims in a variety of styles. Purchase the mud-in ring assembly kit and you can opt for a trim-less design. Not only good-looking, each unit also delivers over 1000 lumens providing ample lighting. With its concave design, the light source is concealed from the finished ceiling surface reducing glare.

MEASUREMENTS



DIMENSION : 4.5" L x 4.5" W x 1.5" H
 HANGING WEIGHT : 0.485 lb

LAMPING

INPUT VOLTAGE : 120V
 LUMENS : 1,080 Rated (950 Del.)
 BULB : 1 x 12W LED AC Intergrated , 12W Total
 BULB INCLUDED : (Integrated)
 DIMMABLE : Triac CL
 CRI : 90 CRI
 COLOR_TEMP : 3000K
 LIGHTING_DIRECTION : Down



FINISHES OPTION

-  White (WT)
-  White / Black (WTBK)

MATERIAL

Alumimum, Steel, Acrylic

RATINGS

cETLus
 Wet Location
 Energy Star
 CA Title 24



ADDITIONAL

INSTALL UP/DOWN: Up
 RATED LIFE 50000 Hours
 OPERATING TEMPERATURE:
 -20°C (-4°F), 40°C (104°F)

Always consult a qualified electrician before installing any lighting product.



WESTERN DISTRIBUTION CENTER (HEADQUARTER)
 253 NORTH VINELAND AVE | CITY OF INDUSTRY, CA 91746

EASTERN DISTRIBUTION CENTER
 101 GARDNER PARK | PEACHTREE CITY, GA 30269

P. 626.956.4200 | F. 626.956.4225 | maximlighting.com