



**PRODUCT DESCRIPTION**

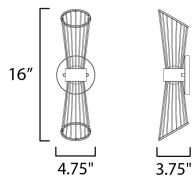
A geometrical marvel of design and craft, the Zeta collection's abstract form seemingly twirls as if in movement. An elusive orb of clear glass casts light both up and downward through indelicate steel spindles in your choice of Natural Aged Brass, Matte Black or Matte White creating a remarkable filigree of light. Available in multiple sizes of pendants, a ceiling mount, and an ADA wall sconce, this collection of products serve as the ultimate focal point of a room.

**MEASUREMENTS**




DIMENSION : 4.75" W x 16" H x 3.75" Ext  
 MAX OAH : 4.75" W x 4.75" H  
 HANGING WEIGHT : 1.5 lb

**LAMPING**

INPUT VOLTAGE : 120V  
 LUMENS : 700 Rated (500 Del.)  
 BULB : 2 x 3.5W LED LED , 7W Total  
 BULB INCLUDED : (Integrated)  
 DIMMABLE : ELV or Triac CL  
 CRI : 90 CRI  
 COLOR\_TEMP : 3000K  
 LIGHTING\_DIRECTION : Up/Down



**FINISHES OPTION**

-  Black
-  Matte White
-  Natural Aged Brass

**MATERIAL**

Steel + Aluminum

**RATINGS**

cETLus  
 Damp Location



**ADDITIONAL**

INSTALL UP/DOWN: Any  
 RATED LIFE 35000 Hours  
 OPERATING TEMPERATURE:  
 -20°C (-4°F), 40°C (104°F)

Always consult a qualified electrician before installing any lighting product.



**WESTERN DISTRIBUTION CENTER (HEADQUARTER)**  
 253 NORTH VINELAND AVE | CITY OF INDUSTRY, CA 91746  
**EASTERN DISTRIBUTION CENTER**  
 4200 SHIRLEY DR. | ATLANTA, GA 30336  
 P. 626.956.4200 | F. 626.956.4225 | maximlighting.com