



**PRODUCT DESCRIPTION**

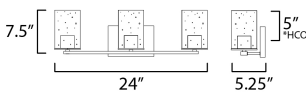
Cylinders in Clear Seeded glass on simple Satin Nickel frames or matte Black frames with Antiqued Brass socket covers. Pivoting arms on chandelier allow it to direct light up or down. Use filament lamps either tubular or Edison in shape for a Coastal or Industrial look, or use a traditional A19 to create a more transitional look. A full range of affordable lighting for the kitchen, dining room, bathroom, or bedroom that easily complements fashionable finishes and lasting styles.

**MEASUREMENTS**

DIMENSION : 24" W x 7.5" H x 5.25" Ext  
 BACK PLATE : 7" W x 4.75" H x 5" HCO  
 HANGING WEIGHT : 2.05 lb



**LAMPING**

INPUT VOLTAGE : 120V  
 BULB : 3 x 60W Incandescent E26 Medium , 180W Total  
 BULB INCLUDED : (Not Included)  
 DIMMABLE : Y  
 LIGHTING\_DIRECTION : Up / Down



\*height from center of outlet to the top of the fixture

**FINISHES OPTION**

-  Antique Brass / Black
-  Satin Nickel

**GLASS**

Seedy CD

**MATERIAL**

Steel + Glass

**RATINGS**

cETLus  
 Damp Location



**ADDITIONAL**

INSTALL UP/DOWN: Up / Down  
 OPERATING TEMPERATURE:  
 -20°C (-4°F), 40°C (104°F)

Always consult a qualified electrician before installing any lighting product.



**WESTERN DISTRIBUTION CENTER (HEADQUARTER)**  
 253 NORTH VINELAND AVE | CITY OF INDUSTRY, CA 91746  
**EASTERN DISTRIBUTION CENTER**  
 4200 SHIRLEY DR. | ATLANTA, GA 30336  
 P. 626.956.4200 | F. 626.956.4225 | maximlighting.com