



**PRODUCT DESCRIPTION**

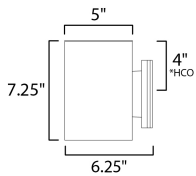
Classic cylinder up and down lights provide directional light without glare. Available in 3 sizes with both incandescent and LED versions. Available in Architectural Bronze, Aluminum, or Black.

**MEASUREMENTS**

DIMENSION : 5" W x 7.25" H x 6.25" Ext  
 BACK PLATE : 4.5" W x 5" H x 4" HCO  
 HANGING WEIGHT : 1.9 lb



**LAMPING**

INPUT VOLTAGE : 120V  
 LUMENS : 600 Rated (240 Del.)  
 BULB : 1 x 8W LED PCB Integrated , 8W Total  
 BULB INCLUDED : (Integrated)  
 DIMMABLE : Y  
 CRI : 90 CRI  
 COLOR\_TEMP : 3000K  
 LIGHTING\_DIRECTION : Down



\*height from center of outlet to the top of the fixture

**FINISHES OPTION**

-  Black
-  Brushed Aluminum

**MATERIAL**

Aluminum

**RATINGS**

cETLus  
 Wet Location  
 DARKSKY



**ADDITIONAL**

INSTALL UP/DOWN: UP  
 OPERATING TEMPERATURE:  
 -20°C (-4°F), 40°C (104°F)

PHOTOMETRIC: Report Found Online

Always consult a qualified electrician before installing any lighting product.



**WESTERN DISTRIBUTION CENTER (HEADQUARTER)**  
 253 NORTH VINELAND AVE | CITY OF INDUSTRY, CA 91746

**EASTERN DISTRIBUTION CENTER**  
 4200 SHIRLEY DR. | ATLANTA, GA 30336

P. 626.956.4200 | F. 626.956.4225 | maximlighting.com