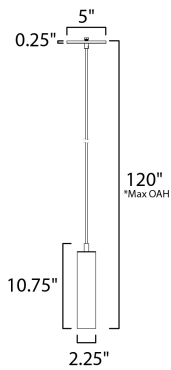




PRODUCT DESCRIPTION

Thin discs of evenly illuminated LED create the impression of recessed lighting. The die-cast aluminum housings are available in White, Black, Satin Nickel, and Polished Chrome all with a thoughtfully recessed White polycarbonate diffuser. High efficiency and good color rendering make this a perfect choice for your next project. Use the optional pendant adapter to convert any size to a hanging fixture.



*max overall height





MEASUREMENTS

DIMENSION : 2.25" L x 2.25" W x 10.75" H
 MAX OAH : 120" OAH
 CANOPY : 5" W x 0.25" H x 5" L
 HANGING WEIGHT : 1.6 lb

LAMPING

INPUT VOLTAGE : V
 BULB :

FINISHES OPTION

-  Black
-  Polished Chrome
-  Satin Nickel
-  White

MATERIAL

Aluminum

RATINGS

Location

ADDITIONAL

OPERATING TEMPERATURE:
 -20°C (-4°F), 40°C (104°F)

Always consult a qualified electrician before installing any lighting product.



WESTERN DISTRIBUTION CENTER (HEADQUARTER)
 253 NORTH VINELAND AVE | CITY OF INDUSTRY, CA 91746
EASTERN DISTRIBUTION CENTER
 4200 SHIRLEY DR. | ATLANTA, GA 30336
 P. 626.956.4200 | F. 626.956.4225 | maximlighting.com