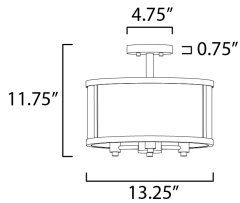




**PRODUCT DESCRIPTION**

This collection of forever classic designs are available in both Satin Nickel and Black finishes with Clear glass. These fixtures were designed to install easily and priced to work in builder packages.





**MEASUREMENTS**

DIMENSION : 13.25" L x 13.25" W x 11.75" H  
 CANOPY : 4.75" W x 0.75" H x 4.75" L  
 HANGING WEIGHT : 5.47 lb

**LAMPING**

INPUT VOLTAGE : 120V  
 BULB : 3 x 60W Incandescent E12 Candelabra , 180W Total  
 BULB INCLUDED : (Not Included)  
 DIMMABLE : Yes

**FINISHES OPTION**

-  Black
-  Satin Nickel

**GLASS**

Clear CL

**MATERIAL**

Steel, Glass

**RATINGS**

cULus  
 Dry Location



**ADDITIONAL**

OPERATING TEMPERATURE:  
 -20°C (-4°F), 40°C (104°F)

Always consult a qualified electrician before installing any lighting product.



**WESTERN DISTRIBUTION CENTER (HEADQUARTER)**  
 253 NORTH VINELAND AVE | CITY OF INDUSTRY, CA 91746  
**EASTERN DISTRIBUTION CENTER**  
 4200 SHIRLEY DR. | ATLANTA, GA 30336  
 P. 626.956.4200 | F. 626.956.4225 | maximlighting.com