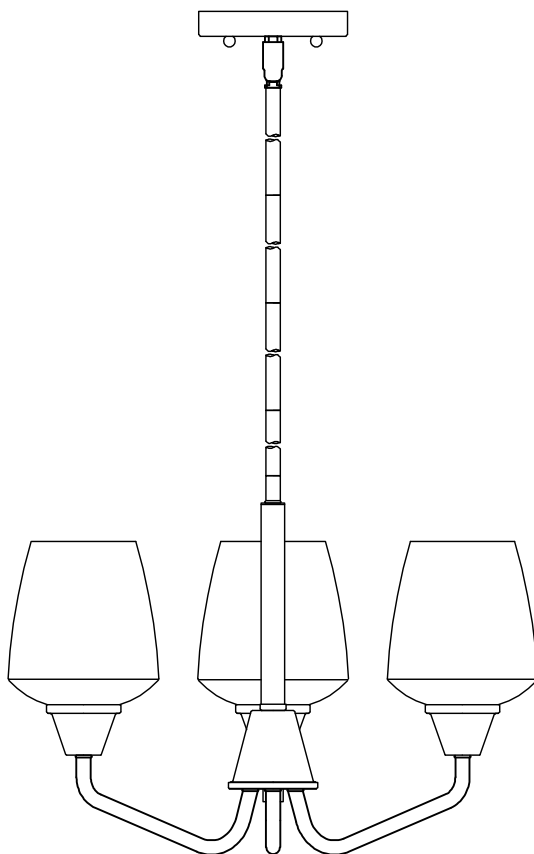




PRODUCT NAME: Goblet 3lt chandelier
ITEM NUMBER: 26124

Please consult your electrician for hanging fixture and wiring.



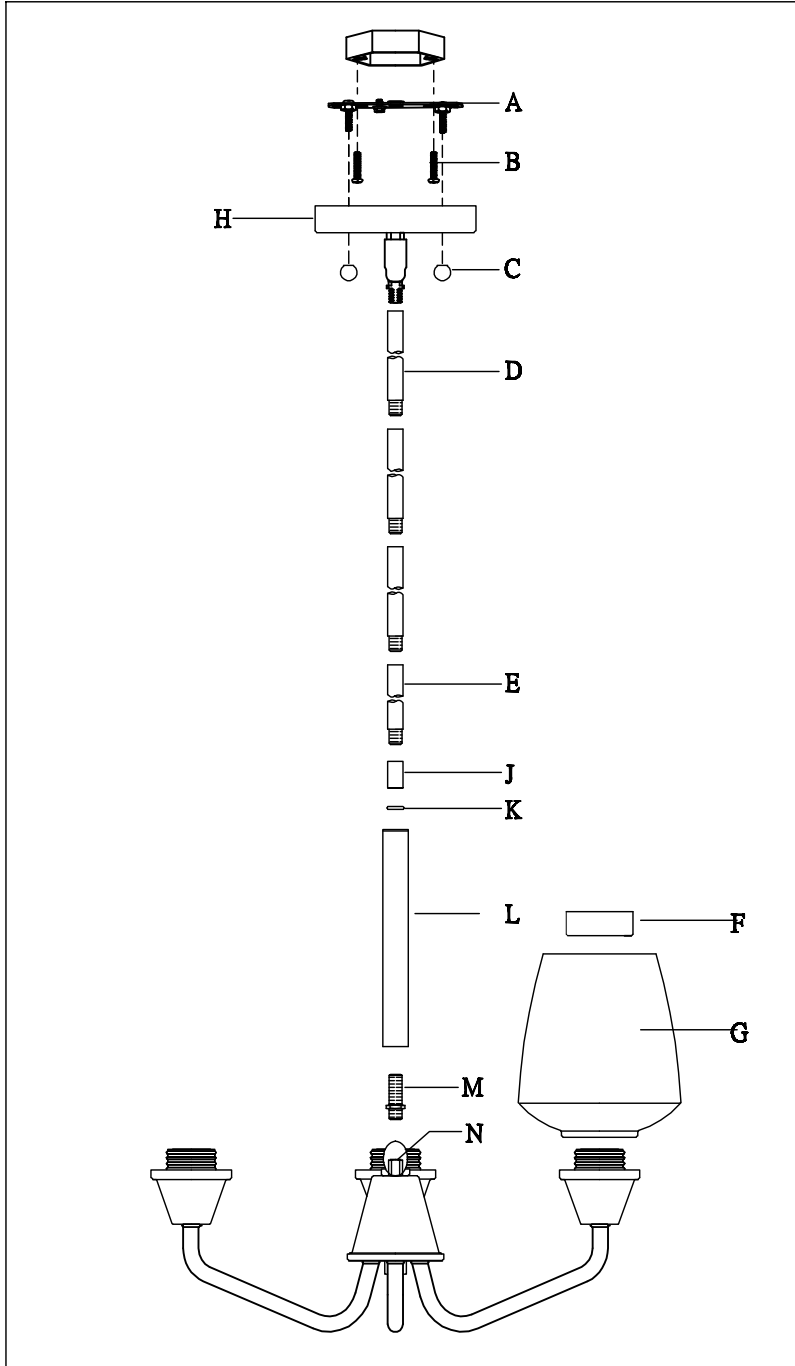
Bulb(not included):3-60 Watt MB Incandescent Base Bulbs

MADE IN CHINA
Page 1 of (2)

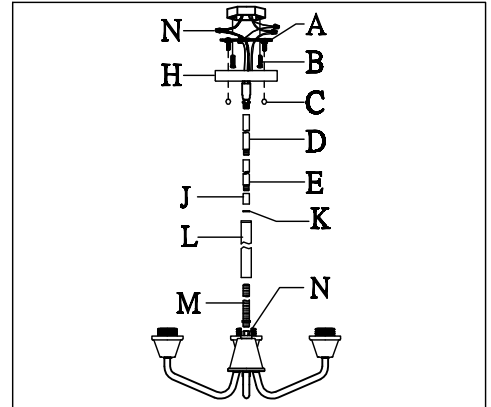
IMPORTANT: Turn off the power at the main fuse or circuit breaker box before starting installation

- | | | | | | |
|-------------------------------|-------------------------|----------------------------|------------------------|-----------------------|-------------------------|
| A
Crossbar x1pc | B
Screw x2pcs | C
Ball nut x2pcs | D
Stem x3pcs | E
Stem x1pc | F
Glass x3pcs |
| G
Socket ring x3pcs | H
Canopy x1pc | J
Tube x1pc | K
Ring x1pc | L
Tube x1pc | M
Nipple x1pc |

Locate all hardware & components before discarding packaging

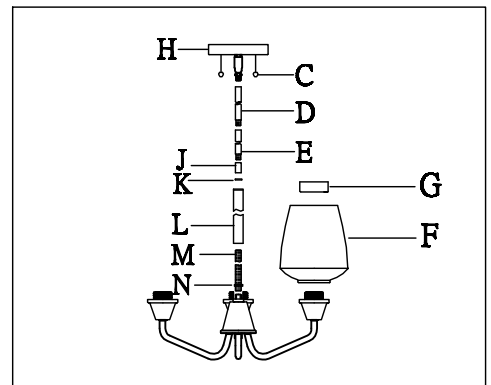


1.)



Step.1: Remove mounting bracket from fixture and install to electrical box
Run wire through stems and combine stem lengths to meet desired mounting height.
Wire fixture to wires in outlet box.
Green wire is for Ground.
Install fixture to bracket and tighten screws at the ends of the canopy to secure.

2.)



Step .2: Attached the glass(F) on the socket, then secure by socket ring(G).

Cleaning & Care:

Clean with soft cloth and a mild detergent.
Do not use abrasive cleaner.