




PRODUCT NAME: Vineyard
ITEM NUMBER: 39769

Please consult your electrician for hanging fixture and wiring.



Bulb(included): 9xG9 40W

PRODUCTS ARE NOT INENDED
FOR COMMERCIAL USE.

MADE IN CHINA
Page 1 of (3)

IMPORTANT: Turn off the power at the main fuse or circuit breaker box before starting installation

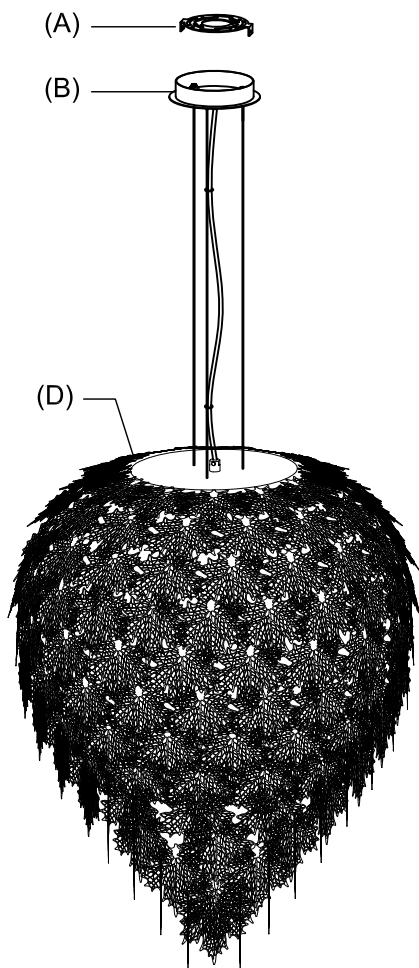


Bracket(A)

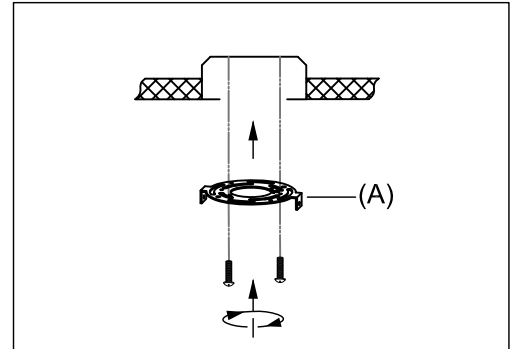


Canopy(B)

Locate all hardware & components before discarding packaging

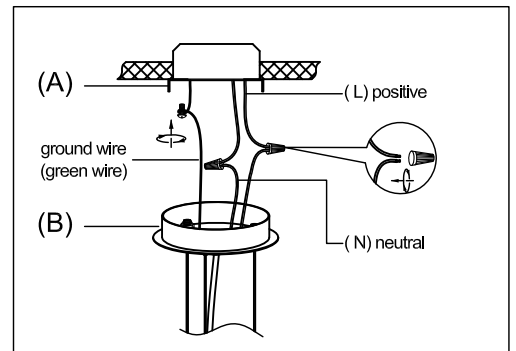


1.)



Step.1: Remove mounting bracket (A) from fixture and install to electrical box.

2.)



Step.2: Wire fixture to wires in outlet box. Green wire is for Ground.


Cleaning & Care:

Clean with soft cloth and a mild detergent.
Do not use abrasive cleaner.

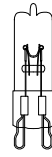
IMPORTANT: Turn off the power at the main fuse or circuit breaker box before starting installation



Screw(C)

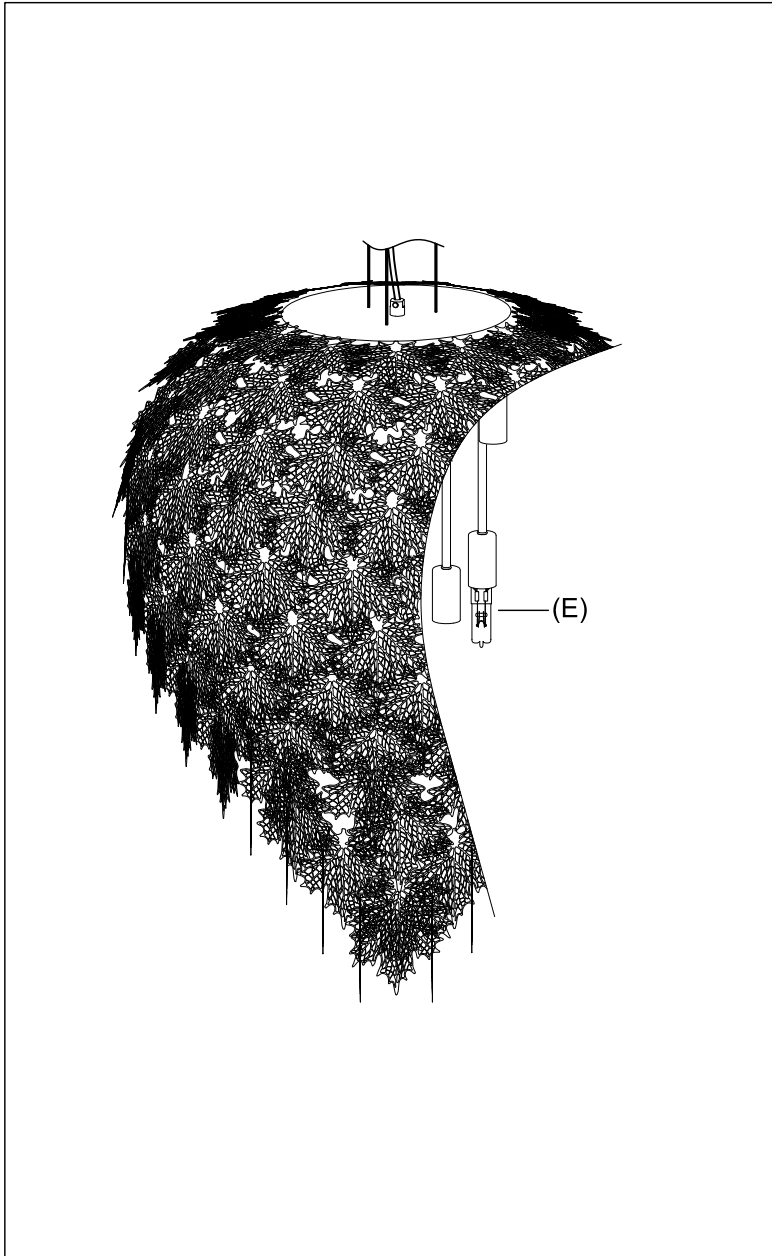


Body(D)

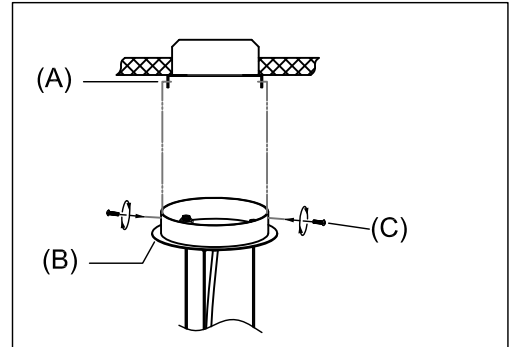


G9 bulb(E)

Locate all hardware & components before discarding packaging

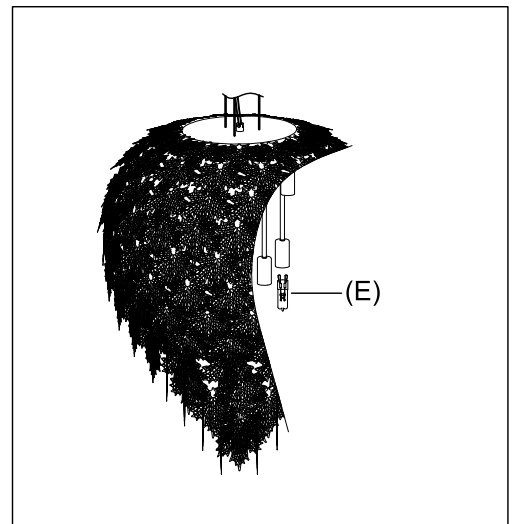


3.)



Step.3:Adjust wire length to desired mounting height using push pin. Install canopy (B) to bracket and tighten lock nut (C) on wire to secure.

4.)



Step.4:Install G9 bulb (E).

Cleaning & Care:

Clean with soft cloth and a mild detergent.
Do not use abrasive cleaner.