

Fresh Living Tip

Place frequently used items—like condiments for a burger hot off the grill—in this model's door shelves for quick reach.

FINISH OPTIONS



24" Marvel Outdoor Refrigerator with Door Storage and MaxStore Bin

MORE224

Storage Adaptability

- 5.1 cu. ft. capacity stores (146) 12-oz cans
- Easy access door storage accommodates tall bottles
- Cantilevered, fully adjustable FreshFlo stainless steel slide-out full width shelf
- MaxStore smooth-glide clear bin organizes loose, bulky items; capable of storing 15 lbs of produce, 4 wine bottles or 22 cans
- Also includes (1) roller-glide and (1) half-width cantilevered, fully adjustable perforated stainless steel shelf and (1) fixed steel-framed glass shelf

Cooling Performance

- Designed for outdoor use
- Dynamic cooling technology delivers rapid cool down, frost-free operation and precise temperature stability
- Proprietary shelving design plus perforated FreshFlo openings allow for cool air to circulate throughout cabinet for temperature consistency from top to bottom
- Thermal-efficient cabinet insulates cooling environment and conserves energy while maximizing capacity
- Sound-buffering design

Convenient Controls

- Multifunction controls allow you to select a precise temperature from 34° F to 60° F
- Features easy-to-use settings and options

Warranty

- 1-year parts and labor warranty and 5-year sealed system parts warranty



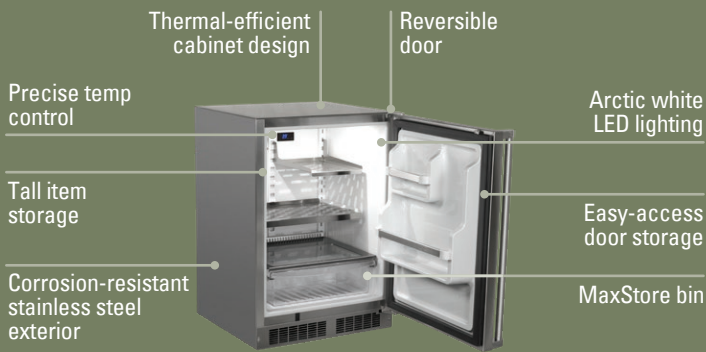
Able to hold 146 12-oz cans, this Marvel Outdoor Refrigerator features an adjustable shelving system with a slide-out shelf, easy-access door storage and a MaxStore bin for loose items.

Fit & Finish

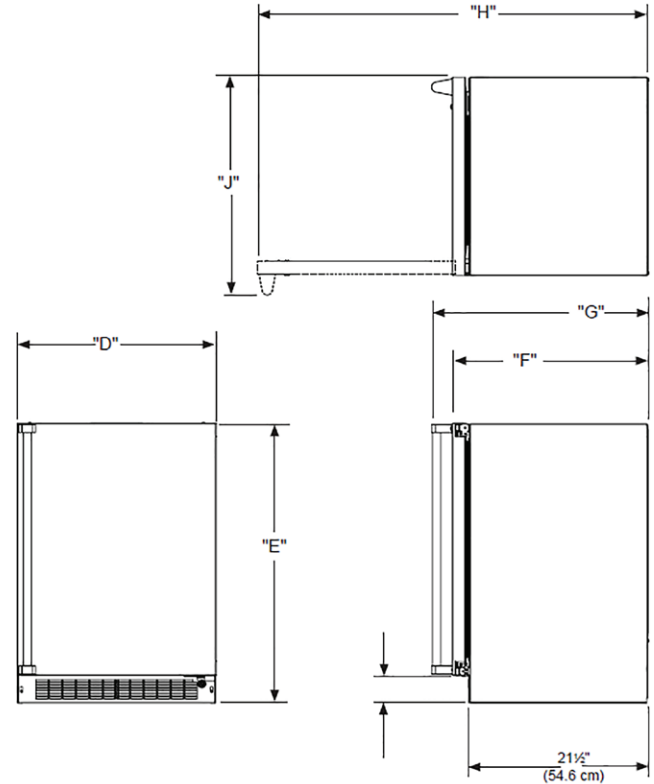
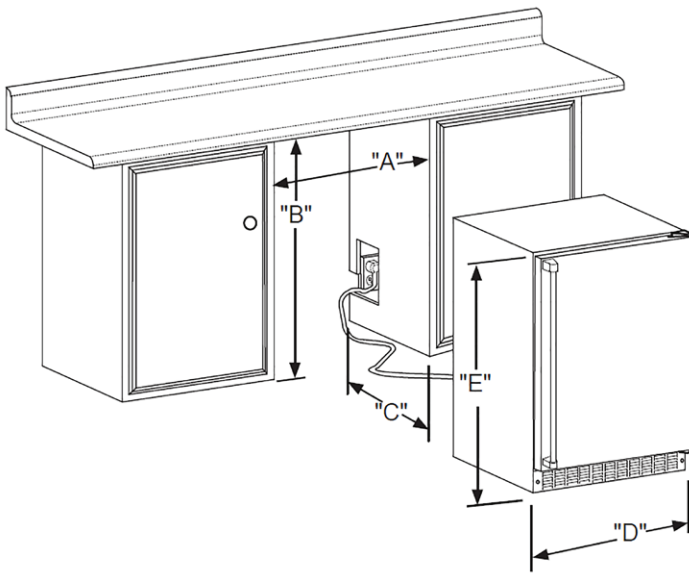
- Corrosion-resistant stainless steel exterior, sturdy pro-style handle and rugged stainless steel toe kick
- Bright arctic white interior easily wipes clean
- Efficient arctic white LED lighting brightly illuminates interior for better viewing of contents
- Reversible door allows for right or left swing for adaptable installation
- Stainless steel toe kick adjustable to 4" with leveling legs
- Door lock provides added safety and security

DOOR STYLE	HINGE	MODEL NUMBER
Solid Stainless Steel	Right	MORE224-SS41A
Solid Stainless Steel	Left	MORE224-SS51A





H: 33 3/4" W: 23 7/8" D: 26 7/32" (with handle)



Rough In Dimensions

"A"	"B"	"C"
24"	34-1/4" to 35-1/4"	24"
(61 CM)	(87 CM to 89.5 CM)	(61 CM)

Cabinet Dimensions

"D"	"E"	"F"	"G"	"H"	"J"
23-7/8"	33-5/8" TO 34-5/8"	23-5/8"	26-1/8"	47-3/4"	26-1/2"
(60.7 CM)	(85.4 CM TO 87.9 CM)	(60 CM)	(66.3 CM)	(146.6 CM)	(67.3 CM)

Capacity	5.1 CU. FT.
Control Type	Electronic
Sabbath Mode	Yes
Temperature Range	34° F to 60° F
Handle Style	Professional
Door Swing	Right or Left Hinge Specific
Interior Lighting	White LED
Shelving System	Cantilevered, Smooth-Glide
Toe Grille Finish	Stainless Steel

Lock	Yes
Electrical Requirements	115V / 60 Hz / 15A
Cord Length	6 FT.
Shipping Dimensions	28" W x 31" D x 37" H
Shipping Weight	160 LBS
Agency Approval	UL
Refrigerant Type	R600a

For comprehensive installation instructions, please visit marvelrefrigeration.com to access the owner's guide.

