

4197-3195 Waverly 1.28™

Elongated Front, Vitreous China, Two-Piece Toilet



Features

- 1.28 gpf / 4.86 lpf low water consumption
- Uses 20% less water than conventional toilets
- Elongated front, SmartHeight™ (16-3/4" high bowl)
- Complies with ADA requirements for accessibility
- High performance, MagnaFlush™ flushing technology
- 3" flush valve
- Pilot operated anti-siphon fill valve
- 12" rough-in
- Front-mount, chrome-plated, metal trip lever with color-match ceramic insert
- 2" glazed trapway
- The Mansfield® limited lifetime warranty
- Available in white, biscuit and bone







Model 4197-3195
Toilet seat not included



*Also available as a complete toilet package.

Components

Model #	Description	Codes/Standards
4197-3195	Elongated front, SmartHeight™ two-piece toilet. ADA compliant. Less toilet seat and supply. Specify color.	   
4197	Elongated front, SmartHeight™ bowl only. Specify color.	
3195	Tank and cover only. Includes tank trim and left hand, front-mount, chrome-plated metal trip lever with color-match ceramic insert. Less supply. Specify color.	
*4197CTK	Elongated front, SmartHeight™ complete toilet kit. Includes toilet seat, tank and bowl, flange bolts, wax ring with polyethylene flange and instructions.	


4197-3195

Waverly 1.28™

Elongated Front, Vitreous China, Two-Piece Toilet

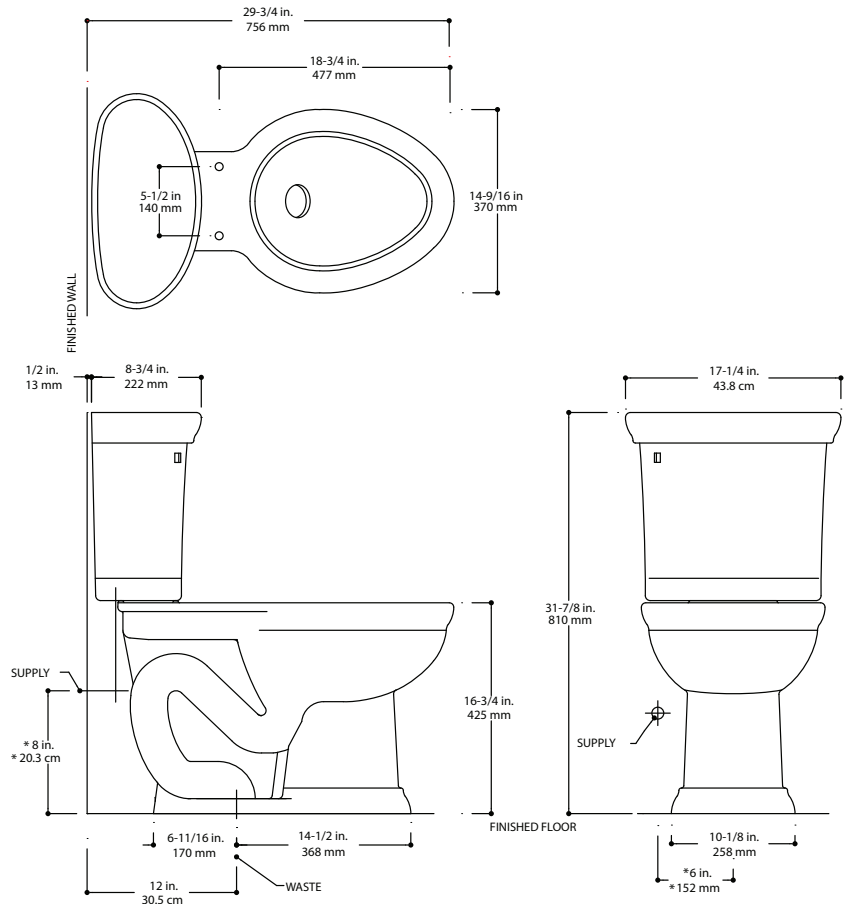


Specifications

Model #	Description	Codes/Standards
4197-3195	Elongated front, SmartHeight™ (1.28 gpf) two-piece toilet	   

Specification	Description	Specification	Description
Material	Vitreous china	Trap Diameter	2"
Water Pressure Range	20 to 80 PSI	Trap Seal	2-1/4"
Flush System	3" flush valve - MagnaFlush Technology	Rough-in	12"
Water Usage	1.28 gpf / 4.86 lpf	Shipping Weight	Model 4197 - 50 lbs., Model 3195 - 32 lbs., Model 4197CTK - 94 lbs.
Water Surface Area	6-3/4" X 9-5/8"		
MaP Rating	800 grams	Warranty	Vitreous china - Limited Lifetime Tank trim - Limited One Year

Technical Information



See our complete line of acrylic and vitreous china bathroom fixtures, plastic tank trim and plumbing products.

These dimensions are nominal and subject to change without notice.

Fixture performance and specifications meet or exceed ASME A112.19.2-2008/CSA B45.1-08 standards, and other state and local codes.