

# 138-3173

## Alto® 1.28

Elongated Front, Vitreous China, Two-Piece Toilet





### Features

- 3 bolt tank-to-bowl connection
- 1.28 gpf / 4.86 lpf low water consumption
- Uses 20% less water than conventional toilets
- Elongated front bowl
- 3" hybrid flush valve
- Pilot operated fill valve
- 10" rough-in
- Color-match trip lever
- 2" glazed trapway
- The Mansfield® limited lifetime warranty
- Available in white and standard colors: biscuit, bone






Model 138-3173  
Toilet seat not included

### Components

| Model #  | Description  | Codes/Standards   |
|----------|--|---|
| 138-3173 | Elongated front, two-piece toilet. Less toilet seat and supply. Specify color.   |   |
| 138      | Elongated front toilet bowl only. 10" rough-in. Less toilet seat. Specify color.   |   |
| 3173     | Tank and cover only, with left hand, front-mount, color-match trip lever. With Fluidmaster fill valve. Less supply. Specify color. |   |
| 3173RH   | Same as model 3173, with right hand, color-match trip lever. Less supply. Specify color.   |   |
| 3122     | Same as model 3121, with tank liner.   |   |
| 3121RH   | Same as 3121 with right hand trip lever.   |   |
| 3120     | Same as 3121 with chrome trip lever.   |   |
| 3120RH   | Same as 3120 with right hand trip lever.   |   |
| 3174     | Same as model 3173, with tank liner.   |   |
| SB200    | Alto Elongated, toilet seat. Specify color.  |   |

### Other Options:

|      |   |   |
|------|---|---|
| 3121 | Same as 3173 with Fluidmaster pilot valve and hybrid flush valve. |    |
|------|---|---|





**MADE IN USA**

# 138-3173 Alto® 1.28

Elongated Front, Vitreous China, Two-Piece Toilet

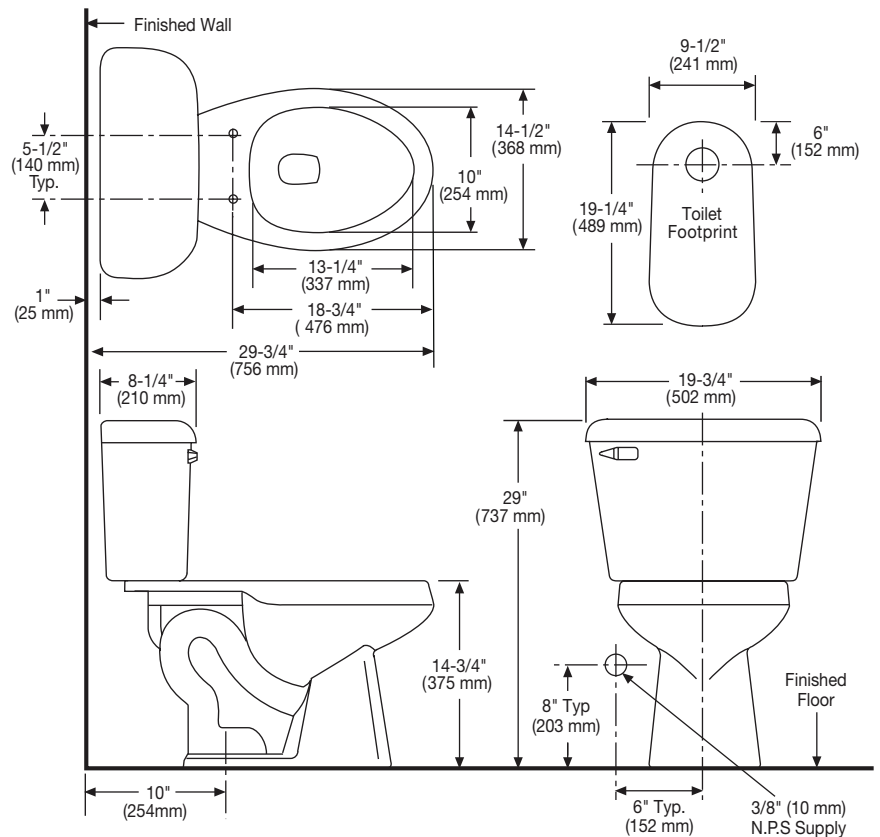


## Specifications

| Model #  | Description  | Codes/Standards   |
|----------|--|---|
| 138-3173 | Elongated front (1.28 gpf/4.86 lpf) two-piece toilet |   |

| Specification        | Description         | Specification   | Description   |
|----------------------|---------------------|-----------------|---|
| Material             | Vitreous china      | Trap Diameter   | 2"  |
| Water Pressure Range | 20 to 80 PSI        | Trap Seal       | 2-1/2"  |
| Flush System         | 3" hybrid valve     | Rough-in        | 10"   |
| Water Usage          | 1.28 gpf / 4.86 lpf | Shipping Weight | Model 138 - 52 lbs.<br>Model 3173 - 33 lbs.                       |
| Water Surface Area   | 9" X 10"            | Warranty        | Vitreous China - Limited Lifetime<br>Tank Trim - Limited One Year |
| MaP Rating           | 600 grams           |                 |   |

## Technical Information



See our complete line of acrylic and vitreous china bathroom fixtures, plastic tank trim and plumbing products.

These dimensions are nominal and subject to change without notice.

Fixture performance and specifications meet or exceed ASME A112.19.2-2008/CSA B45.1-08 standards, and other state and local codes.

