





Shown actual size: Centurion dimmer and 1-gang wallplate in White (WH).

### Product family features


- Rotary style dimmer with captive knob
- Heavy duty components for surge protection and long product life
- Visible heat sink
- Gangable without removing side sections and reducing wattage
- Voltage compensation maintains stable light levels, despite line voltage variations
- Mechanical air-gap to disconnect load power
- 100% factory tested
- Original thick profile does not fit flush against the wall, for thinner profile see Nova T<sup>☆</sup>® on pg. 26
- Coordinating 1-gang wallplate included
- Custom engraving and custom coloring available for wallplates, see pg. 155

### Control types

 Single-pole (one location)

 3-way or 4-way (two or more locations)

### Direct load type compatibility

 Incandescent/halogen lighting

Lighting load interfaces are not compatible with this family.

### Available finishes

Use **BOLD** color code in model number  
(Example: C-600-**BE**)

Architectural matte finishes\*\*



**WH**  
White

**BE**  
Beige

### Rotary dimmers



- Rotate or push on/off (depending on model), rotate to adjust light level



- Large control measures 4.56 in x 4.56 in
- Fits into a 1-gang electrical backbox
- Requires large faceplate


\*\*Coordinating wallplate included with Architectural matte controls.

### Connections overview

#### Load connections\*



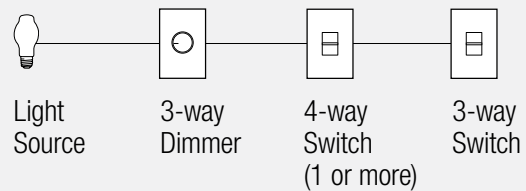
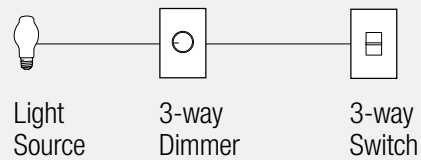
Incandescent/  
Halogen



Incandescent/  
Halogen  
Dimmer

#### Control types (for 2 or more locations)

Dim from one location, switch from the others



\*For illustration purposes only. Consult model number pages for specific voltage and capacity information.

## Dimmer model numbers



### Incandescent/halogen dimmers

#### Rotary, rotate on/off (small and large controls)

Single-pole (small) 120V 600W	C-600- <b>AA</b> <sup>2</sup>
Single-pole (small) 120V 1000W	C-1000- <b>AA</b> <sup>2</sup>
Single-pole (large) 120V 1500W	C-1500- <b>AA</b> <sup>2</sup>
Single-pole (large) 120V 2000W	C-2000- <b>AA</b> <sup>2</sup>

#### Rotary, push on/off (small controls)

Single-pole (small) 120V 600W	C-600P- <b>AA</b> <sup>2</sup>
Single-pole (small) 120V 1000W	C-10P- <b>AA</b> <sup>2</sup>
3-way (small) 120V 600W	C-603P- <b>AA</b> <sup>2</sup>
3-way (small) 120V 1000W	C-103P- <b>AA</b> <sup>2</sup>

Multi-gang wallplates are not available.

When ganging controls, mount single-gang wallplates side-by-side. Not gangable with other dimmer families.

Wider-than-standard electrical backboxes may be required.

For 3-way and 4-way switching, use a 3-way dimmer with mechanical switches.


**AA**<sup>2</sup>: Architectural matte White (WH) and Beige (BE), see pg. 43  
(1-gang wallplate included)

## Accessories

### Coordinated electrical devices



Tamper resistant  
GFCI receptacle



Customizable  
6-port frame



Cable jack

For more information about coordinated Architectural electrical devices, see pg. 156.



Shown actual size:  
Nova T☆ dimmers and  
2-gang Architectural  
wallplate in White (WH).

## Product family features

- Can be used in conjunction with the following dimmer(s) and switch(es): Vareo®, Nova T☆®
- All Lutron® wallplates are screwless, seamless and have no visible hardware, the front plate securely snaps into the alignment adapter plate
- Customize your architectural wallplate with engraving or by adding a corporate logo, contact customer service to get started at 1.888.LUTRON1
- Matte finish wallplates can be custom colored to perfectly match a paint color number, swatch or sample

## Ganging and derating

- Architectural wallplates in this section use standard ganging
- Requires fins to be removed from dimmers for proper spacing ("Fins Broken" ganging), see pg. 170
- May require derating (i.e., reduction of dimmer capacity due to fin removal), see Derating Tables, pg. 173
- Custom multi-gang wallplates required for the following cases
  - Full-capacity ganging ("No Fins Broken")
  - Large Nova T☆ controls (1500/2000 W)
  - Nova controls


For further information visit

[www.lutron.com/customganging](http://www.lutron.com/customganging).

## Available finishes

Use **BOLD** color code in model number (Example: VWP-1-**SI**)

Architectural matte finishes



**WH**  
White



**LA**  
Light Almond



**AL**  
Almond



**BE**  
Beige



**IV**  
Ivory



**TP**  
Taupe



**GR**  
Gray



**SI**  
Sienna



**BR**  
Brown



**BL**  
Black

Architectural metal finishes\*



**BN**  
Bright Nickel



**BC**  
Bright Chrome



**CLA**  
Clear Anodized  
Aluminum



**SC**  
Satin Chrome



**SN**  
Satin Nickel



**QZ**  
Antique Bronze



**AU**  
Gold Plated



**BB**  
Bright Brass



**BRA**  
Brass Anodized  
Aluminum



**SB**  
Satin Brass



**QB**  
Antique Brass




**BLA**  
Black Anodized  
Aluminum

\*Metal finish wallplates include black plastic trim/adaptor, visible from side. Match with separate Black (BL) or Midnight (MN) controls.

## Wallplates for Vareo® and Nova T<sup>☆</sup>® dimmers and architectural accessories



1-gang for one switch or dimmer\* **VWP-1-AA<sup>1</sup>**  
 W: 2.75 in (70 mm); H: 4.56 in (116 mm);  
 D: .30 in (7.6 mm)



2-gang\* **VWP-2R-AA<sup>2</sup>**  
 for two accessories  
 W: 4.56 in (116 mm); H: 4.56 in (116 mm);  
 D: .30 in (7.6 mm)



1-gang for one accessory\* **VWP-R-AA<sup>1</sup>**  
 W: 2.75 in (70 mm); H: 4.56 in (116 mm);  
 D: .30 in (7.6 mm)



3-gang\* **VWP-3-AA<sup>2</sup>**  
 for three switches or dimmers  
 W: 6.32 in (161 mm); H: 4.56 in (116 mm);  
 D: .30 in (7.6 mm)



2-gang\* **VWP-2-AA<sup>2</sup>**  
 for two dimmers or switches  
 W: 4.56 in (116 mm); H: 4.56 in (116 mm);  
 D: .30 in (7.6 mm)




4-gang\* **VWP-4-AA<sup>2</sup>**  
 for four switches or dimmers  
 W: 8.45 in (215 mm); H: 4.56 in (116 mm);  
 D: .30 in (7.6 mm)

**AA<sup>1</sup>**: Architectural matte and Architectural metal color codes, see pg. 153

**AA<sup>2</sup>**: Architectural matte color codes, see pg. 153  
 For metal finishes, contact Customer Service at 1.800.LUTRON1.

Multi-gang dimmer installations may require derating, see pg. 170.

\*Metal finish wallplates include black plastic trim/adaptor, visible from side. Match with separate Black (BL) controls.



2-gang\* VWP-2CR-**AA**<sup>2</sup>  
 for one dimmer or switch and one accessory  
 W: 4.56 in (116 mm); H: 4.56 in (116 mm);  
 D: .30 in (7.6 mm)

2-gang\* VWP-2RC-**AA**<sup>2</sup>  
 for one accessory and one dimmer or switch  
 W: 4.56 in (116 mm); H: 4.56 in (116 mm);  
 D: .30 in (7.6 mm)

Multiple devices with line and low-voltage can be mounted behind a common wallplate using a standard barrier backbox, see Application Note #213 (Combining Low-Voltage and Line Voltage Wiring Devices in a Multi-Gang Box) at [www.lutron.com/applicationnotes](http://www.lutron.com/applicationnotes).

**AA<sup>2</sup>**: Architectural matte color codes, see pg. 153  
 For metal finishes, contact Customer Service at 1.800.LUTRON1.

Multi-gang dimmer installations may require derating, see pg. 170.

\*Metal finish wallplates include black plastic trim/adaptor, visible from side. Match with separate Black (BL) controls.


## Custom Architectural wallplates

Custom configurations, colors, engraving and silkscreenings available. Contact customer service 1.888.LUTRON1.

Custom multi-gang wallplates required for the following cases:

- Multi-gang metal finishes
- Full-capacity ganging ("No Fins Broken")
- Large Nova T☆ controls (1500/2000 W)
- Nova controls

For further information, visit [www.lutron.com/customganging](http://www.lutron.com/customganging).



Custom coloring available for all Architectural matte finish wallplates.



Custom engraving available for all Traditional, Designer, Architectural and New Architectural style wallplates (except Stainless Steel).

For wallplate engraving schedules, go to [www.lutron.com/engraving](http://www.lutron.com/engraving).



## Cable jack



- F-style, 75-Ohm coaxial cable
- Includes 1-gang wallplate

Single cable jack\*

NT-CJ-**AA**<sup>2</sup>

## Telephone jack



- 6-conductor jack, RJ11
- Includes 1-gang wallplate

Single telephone jack\*

NT-PJ-**AA**<sup>2</sup>

## Double and triple telephone jacks



- 8-conductor jack, RJ45 category 5 phone jack
- Includes 1-gang wallplate



Double telephone jack\*†

NT-PJ8X2-**AA**<sup>2</sup>

Triple telephone jack\*†

NT-PJ8X3-**AA**<sup>2</sup>

## Telephone/cable jack



- 8-conductor jack, RJ45 category 5 phone jack
- F-style, 75-Ohm coaxial cable jack
- Includes 1-gang wallplate

Telephone/cable jack\*†

NT-PJ8CJ-**AA**<sup>2</sup>

Multiple devices with line and low-voltage can be mounted behind a common wallplate using a standard barrier backbox, see Application Note #213 (Combining Low-Voltage and Line Voltage Wiring Devices in a Multi-Gang Box) at [www.lutron.com/applicationnotes](http://www.lutron.com/applicationnotes).

**AA**<sup>2</sup>: Architectural matte color codes, see pg. 153 (1-gang wallplate included)

\*Metal finishes are only available as separate wallplates. Match with separate Black (BL) controls and accessories.

†Ivory, White, Beige and Taupe controls will ship with White coordinating jacks; Brown, Black, Gray and Metal finish controls will ship with Black coordinating jacks.

## Receptacles



- Includes 1-gang wallplate

### Tamper resistant receptacles

15A, 125V*	NTR-15-TR- <b>AA</b> <sup>2</sup>
20A, 125V*	NTR-20-TR- <b>AA</b> <sup>2</sup>


## Isolated ground receptacles



- Receptacle is orange for easy ID and circuit delineation
- Wallplate will match color that is ordered
- Includes 1-gang wallplate

15A, 125V*	NTR-15-IG-OR- <b>AA</b> <sup>2</sup>
20A, 125V*	NTR-20-IG-OR- <b>AA</b> <sup>2</sup>

## GFCI receptacles



- Press test button to confirm LED indicator status
- Press reset button to reset GFCI after circuit interruption
- Includes 1-gang wallplate

### Tamper resistant GFCI receptacles

15A, 125V*	NTR-15-GFTR- <b>AA</b> <sup>2</sup>
20A, 125V*	NTR-20-GFTR- <b>AA</b> <sup>2</sup>

**AA**<sup>2</sup>: Architectural matte color codes, see pg. 153 (1-gang wallplate included)

\*Metal finishes are only available as separate wallplates. Match with separate Black (BL) controls and accessories.

## Receptacles for dimming use



- Duplex for dimming both connected loads
- Projecting nubs prevent standard plugs from being used
- Requires replacement plugs for dimming use
- 15A model shown
- Includes 1-gang wallplate

### Duplex for dimming use

15 A	120/125V*	NTR-15-DFDU- <b>AA</b> <sup>2</sup>
20 A	120/125V*	NTR-20-DFDU- <b>AA</b> <sup>2</sup>

## Receptacles for dimming use



- Top half for dimming
- Projecting nub prevents standard plug from being used
- Requires replacement plugs for dimming use
- Bottom half is a general use receptacle and will fit standard duplex plugs
- 15A model shown
- Includes 1-gang wallplate

### Split duplex (half for dimming use)

15 A	120/125V*	NTR-15-HFDU- <b>AA</b> <sup>2</sup>
20 A	120/125V*	NTR-20-HFDU- <b>AA</b> <sup>2</sup>

## Receptacles for dimming use



- Duplex for dimming both connected loads
- Projecting nubs prevent standard plugs from being used
- Requires replacement plugs for dimming use
- 15A model shown
- Includes 1-gang wallplate
- Tamper resistant shutter mechanism

### Dual dimming tamper resistant

15 A	120/125V*	NTR-15-DDTR- <b>AA</b> <sup>2</sup>
20 A	120/125V*	NTR-20-DDTR- <b>AA</b> <sup>2</sup>

## Receptacles for dimming use



- Top half for dimming
- Projecting nub prevents standard plug from being used
- Requires replacement plugs for dimming use
- Bottom half is a general use receptacle and will fit standard duplex plugs
- 15A model shown
- Includes 1-gang wallplate
- Tamper resistant shutter mechanism

### Half dimming tamper resistant

15 A	120/125V*	NTR-15-HDTR- <b>AA</b> <sup>2</sup>
20 A	120/125V*	NTR-20-HDTR- <b>AA</b> <sup>2</sup>

**AA**<sup>2</sup>: Architectural matte color codes, see pg. 153 (1-gang wallplate included)

\*Metal finishes are only available as separate wallplates. Match with separate Black (BL) controls and accessories.

## Replacement plugs for dimming (use with receptacles)



- This plug required for use with Lutron® receptacles for dimming use—plug will work in standard receptacle
- Easily replaces the existing plugs on lamps

120/125V White	RP-FDU-10-WH
120/125V Brown	RP-FDU-10-BR

UL/CSA/NOM regulatory approvals

### Important application notes:

- Receptacles and plugs for dimming use are UL listed for use with all Lutron wallbox dimmers included in this catalog
- If there is only one electrical feed to the receptacle, then the duplex DFDU must be used
- If the hot and dimmed hot feeds to the split duplex HFDU are supplied from different circuits or split-wired, with separate switch-legs, a means to simultaneously disconnect these circuits must be provided at the panel board where they originate (NEC 210.7(C) 2002 Edition). A 2-pole circuit breaker or two single-pole circuit breakers with an approved handle tie can be used to accomplish this simultaneous disconnect. Feed-through dimming panels, which are those without breakers, are recommended when using the HFDU.
- For detailed information, see Application Notes #91 (Guide to Dimming Table Lamps) and #109 (Guide to Dimming Portable Lamps via Receptacles) at [www.lutron.com/applicationnotes](http://www.lutron.com/applicationnotes)

**AA**<sup>2</sup>: Architectural matte color codes, see pg. 153 (1-gang wallplate included)

\*Metal finishes are only available as separate wallplates. Match with separate Black (BL) controls and accessories.

## Field customizable 6-port frame



- Shipped with six blanks in matching colors
- Connectors sold separately
- Connectors snap in (no tools required)
- Includes 1-gang wallplate
- Connectors available in White (WH) only unless noted

Multiple devices with line and low-voltage can be mounted behind a common wallplate using a standard barrier backbox, see Application Note #213 (Combining Low-Voltage and Line Voltage Wiring Devices in a Multi-Gang Box) at [www.lutron.com/applicationnotes](http://www.lutron.com/applicationnotes).

6-port frame*	NT-6PF- <b>AA</b> <sup>2</sup>
---------------	--------------------------------

## Connectors for 6-port frame

### Telephone/network jacks



8-conductor, RJ45 category 3	CON-1P-C3- <b>EE</b> <sup>4</sup>
------------------------------	-----------------------------------

8-conductor, RJ45 category 5e	CON-1P-C5E- <b>EE</b> <sup>4</sup>
-------------------------------	------------------------------------

8-conductor, RJ45 category 6	CON-1P-C6- <b>EE</b> <sup>4</sup>
------------------------------	-----------------------------------

### Fiber jacks



MT-RJ feed through	CON-1F-MTRJ-WH
--------------------	----------------



SC simplex	CON-1F-SC-WH
------------	--------------



LC non-flush mount	CON-1F-LC-WH
--------------------	--------------



ST style	CON-1F-ST-WH
----------	--------------

### Cable jack



F-style, 75-Ohm coaxial cable	CON-1C- <b>EE</b> <sup>4</sup>
-------------------------------	--------------------------------

### BNC jack



BNC connector, 50-Ohm	CON-1B-WH
-----------------------	-----------

Connectors only for use with 6-port frame.

**AA**<sup>2</sup>: Architectural matte color codes, see pg. 153  
**EE**<sup>4</sup>: Only available in White (WH) and Black (BL)

\*Metal finishes are only available as separate wallplates. Match with separate Black (BL) controls and accessories.

## How to understand ganging and derating

### Standard ganging

Ganging is the side-by-side mounting of two or more dimmers or accessory devices under a multi-gang wallplate.

Standard multi-gang installation:

- Uses standard multi-gang electrical backboxes
- Uses standard multi-gang wallplates
- Requires fins to be removed from dimmers for proper spacing (“Fins Broken” ganging)
- May require derating (i.e., reduction of dimmer capacity due to fin removal), see Derating Tables, pgs. 172–173

### Custom ganging for Architectural style controls

For Architectural style dimmers and switches, it is possible to retain the maximum capacity of dimmers in multi-gang applications via custom architectural multi-gang:

- May require customized, wider-than-standard wallplates
- May require wider-than-standard electrical backboxes
- Allows full capacity (“No Fins Broken”) ganging
- Required for Nova® dimmers and for larger width (high capacity) architectural controls
- Visit [www.lutron.com/customganging](http://www.lutron.com/customganging) for additional information

## Standard ganging for dimmers, switches and accessories

### New Architectural



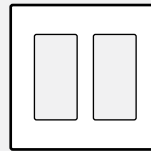
pg. 148

### Architectural



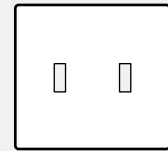
pg. 152

### Designer



pg. 160

### Traditional



pg. 166



Vierti®



Vareo®  
Nova T☆®



Maestro®  
Maestro IR®  
Maestro Wireless®  
Spacer System®  
Diva®  
Lyneo® Lx  
Skylark®  
Skylark Contour™



Abella®  
Ceana®  
Ariadni®  
Glyder®  
Rotary

Derating Table 1  
pg. 172

Derating Table 2  
pg. 173

Derating Table 1  
pg. 172

Derating Table 1  
pg. 172

## Standard ganging and fins broken derating examples:



## Custom Architectural ganging example:



For further information on ganging and derating, visit [www.lutron.com/multigang](http://www.lutron.com/multigang).

\*The fins are scored and designed to be removed easily.

**Derating Table 1**

**New Architectural** | Verti®

**Designer** | Maestro®, Maestro IR®, Maestro Wireless®, Spacer System®, Diva®, Lyneo® Lx, Skylark Contour™, Skylark®

**Traditional** | Abella®, Ceano®, Ariadni®, Glyder®, Rotary



**No fins broken**



**1 fin broken**



**2 fins broken**

	No fins broken	1 fin broken	2 fins broken
<b>Incandescent</b>			
Dimmers	600W	500W	400W
	1000W	800W	650W
Dual dimmers	300W	250W	200W
	300W	250W	200W
<b>Magnetic low-voltage</b>			
Dimmers	600VA/450W	500VA/400W	400VA/300W
	1000VA/800W	800VA/650W	650VA/500W
<b>Electronic low-voltage</b>			
Dimmers	300W	250W	200W
	500W	450W	400W
	600W	500W	400W
<b>Fluorescent</b>			
<b>Hi-lume®/Hi-lume® Compact SE/Eco-10®/EcoSystem®</b>			
Verti	60 ballasts/6A	50 ballasts/5A	35 ballasts/3.5A
Maestro/Spacer System	20 ballasts/6A	20 ballasts/5A	20 ballasts/3.5A
Diva, Skylark, Lyneo Lx and Ariadni	no derating	no derating	no derating
Tu-Wire®: Spacer System, Diva, Skylark	5A	4A	3.3A
<b>Fan controls</b>			
Quiet 7-speed	1.0A/300W	1.0A/300W	1.0A/300W
Quiet 3-speed	1.5A	1.5A	1.5A
Fully variable	5A	4A	3A
<b>Fan/light controls</b>			
Quiet 7-speed	1.0A/300W	1.0A/300W	1.0A/300W
Quiet 3-speed	1.5A/300W	1.5A/300W	1.5A/300W
	1.5A/360W	1.5A/360W	1.5A/360W
Fully variable	2.5A/300W	2.1A/250W	1.7A/200W
<b>Electronic switches</b>			
Verti	6A/3A	5A/3A	3.5A/3A
Maestro (light/fan)	8A/3A	6.5A/3A	5A/3A
Abella (light/fan)	6A/3A	5A/3A	3.5A/3A



**Derating Table 2**

**Architectural** | Vareo®, Nova T☆®



**No fins broken**



**1 fin broken**



**2 fins broken**

	No fins broken	1 fin broken	2 fins broken
<b>Incandescent</b>			
Dimmers	600W	500W	300W
	1000W	900W	700W
	1500W	1250W	1000W
	1950W	–	–
<b>Magnetic low-voltage</b>			
Dimmers	600 VA/450 W	500 VA/400 W	300 VA/250 W
	1000 VA/800 W	900 VA/750 W	700 VA/500 W
	1500 VA/1200 W	1250 VA/1000 W	1000 VA/800 W
<b>Electronic low-voltage</b>			
Dimmers	300W	300W	250W
	600W	500W	400W
<b>Fluorescent</b>			
<b>Hi-lume®/Hi-lume® Compact SE/Eco-10®/EcoSystem®</b>			
Vareo	20 ballasts /8 A	20 ballasts /6 A	20 ballasts /4.5 A
Nova T☆	6 A	no derating	no derating
	8 A	no derating	no derating
	16 A	no derating	no derating
0-10VDC control <sup>1</sup>	30mA ballasts	no derating	no derating
Tu-Wire®	5 A	4 A	3.3 A
<b>Fan controls</b>			
Quiet 3-speed	1.5 A	no derating	no derating
Fully variable	6 A	4.2 A	2.5 A
Fully variable	12 A	10 A	8.3 A
<b>Electronic tapswitches<sup>2</sup></b>			
VETS-1000-	1000W	800W	650W
VETS-1000-SL-	1000W	900W	700W
VETN-1000-	1000 VA	700 VA	550 VA

For further information on ganging Nova®, visit [www.lutron.com/customganging](http://www.lutron.com/customganging).

<sup>1</sup>PowerPack required for line voltage switching.

<sup>2</sup>VETS-R-Auxiliary electronic tapswitches do not require derating.

# Centurion®

Incandescent  
dimming



Incandescent  
Dimmer

**For illustration purposes only.** Consult model number pages for specific voltage and capacity information.