

Wastewater

10ENH High Head Series



10ENH-CIA-SFS

10ENH-CIA-RF

10ENH-CIM

Applications

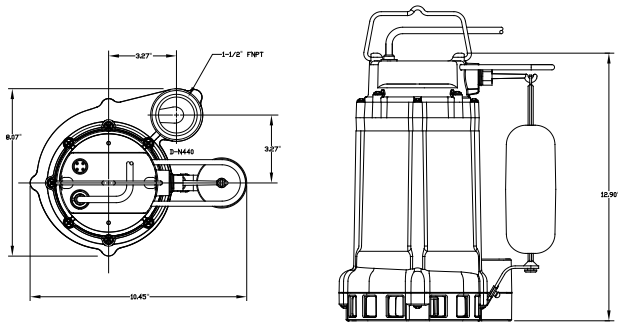
- Little Giant 10ENH Series Effluent Pumps are rated for continuous duty in dewatering, water transfer and effluent wastewater removal applications

Features

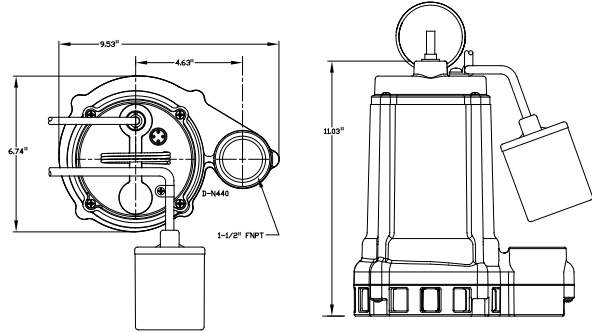
- 1/2 hp PSC motor with thermal overload protection
 - Energy saving low amp draw
 - Cooler running motor which extends the life of the pump
- Cast iron pump housing with protective epoxy coating for corrosion and rust resistance, cast iron base
- Stainless steel screws, bolts and handle
- Mechanical seals (stainless steel spring, nitrile parts, carbon and ceramic faces)
- Upper and lower ball bearing
- 1-1/2" FNPT discharge
- Fully submersible
- Handles liquid and solid waste materials up to 3/4" diameter
- Available in manual or automatic operation:
 - Piggyback mechanical float switch
 - On level 9" - 14"
 - Off level 2" - 6"
 - Integral float switch
 - On level 9" - 12"
 - Off level 3" - 6"
- Two year warranty

Little **GIANT**®

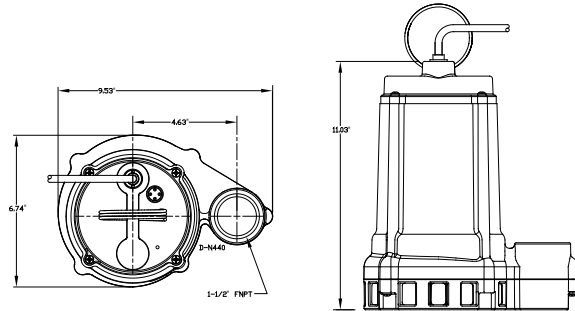
Engineering Data



10ENH-CIA-SFS



10ENH-CIA-RF



10ENH-CIM

Specifications

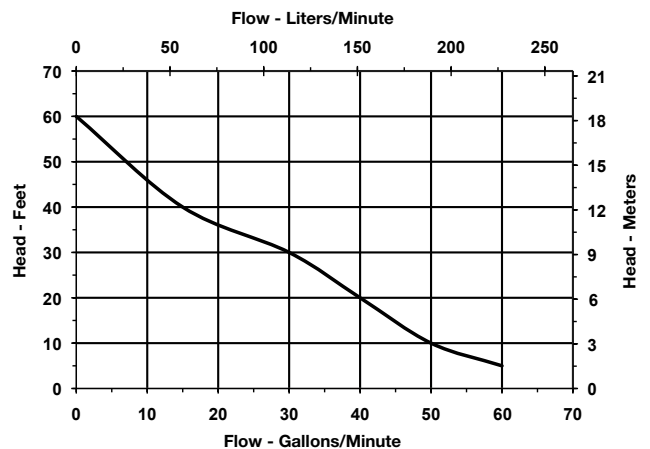
Item	Model	Listing (S)	HP	Volts	Solids Size (dia. In.)	Running Amps/Watts	Performance GPM @ Head						Shut Off (ft)	PSI	Cord Length	Weight (lbs)	Dimensions		
							5'	10'	20'	30'	40'	50'					H	X	L X W (in)
511602	10ENH-CIA-SFS	cCSAus	1/2	115	3/4"	9.5/1045	60	50	40	30	15	8	60	26	20'	38	12.90	10.45	8.07
511603	10ENH-CIA-SFS	cCSAus	1/2	115	3/4"	9.5/1045	60	50	40	30	15	8	60	26	30'	39	12.90	10.45	8.07
511573	10ENH-CIA-RF	cCSAus	1/2	115	3/4"	9.5/1045	60	50	40	30	15	8	60	26	20'	38	11.03	9.53	6.74
511574	10ENH-CIA-RF	cCSAus	1/2	115	3/4"	9.5/1045	60	50	40	30	15	8	60	26	30'	39	11.03	9.53	6.74
511571	10ENH-CIM	cCSAus	1/2	115	3/4"	9.5/1045	60	50	40	30	15	8	60	26	20'	37	11.03	9.53	6.74
511572	10ENH-CIM	cCSAus	1/2	115	3/4"	9.5/1045	60	50	40	30	15	8	60	26	30'	38	11.03	9.53	6.74

Construction

Cover	Epoxy-coated cast iron/*Thermoplastic
Motor Housing	Epoxy-coated cast iron
Impeller Material	Thermoplastic Elastomer
Impeller Type	Non-clog
Volute	Epoxy-coated cast iron
Power Cord	SJTW
Mechanical Shaft Seal	Nitrile with carbon and ceramic faces
Fasteners	Stainless steel
Shaft	Steel
Bearings	Upper and lower ball bearing

* On SFS models

Performance Data



P.O. Box 12010
Oklahoma City, OK 73157-2010
Phone: 1.800.701.7894
Fax: 1.800.678.7867
www.LittleGiantPump.com