

# Wastewater

## 9ENH High Head Series



9ENH-CIA-SFS



9ENH-CIA-RF



9ENH-CIM

### Applications

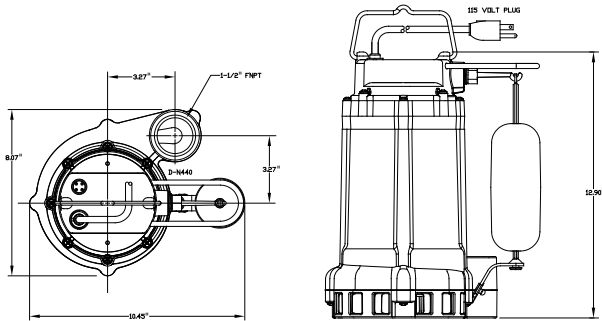
- Little Giant 9ENH Series Effluent Pumps are rated for continuous duty in dewatering, water transfer and effluent wastewater removal applications

### Features

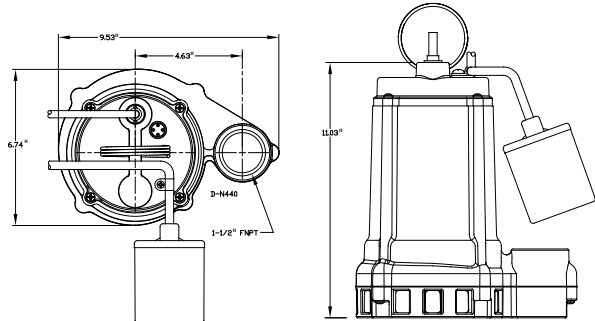
- 4/10 hp PSC motor with thermal overload protection
  - Energy saving low amp draw
  - Cooler running motor which extends the life of the pump
- Cast iron pump housing with protective epoxy coating for corrosion and rust resistance, cast iron base
- Stainless steel screws, bolts and handle
- Mechanical seals (stainless steel spring, nitrile parts, carbon and ceramic faces)
- Upper and lower ball bearing
- 1-1/2" FNPT discharge
- Fully submersible
- Handles liquid and solid waste materials up to 3/4" diameter
- Available in manual or automatic operation:
  - Piggyback mechanical float switch
    - On level 9" - 14"
    - Off level 2" - 6"
  - Integral float switch
    - On level 9" - 12"
    - Off level 3" - 6"
- Two year warranty

**LittleGIANT**

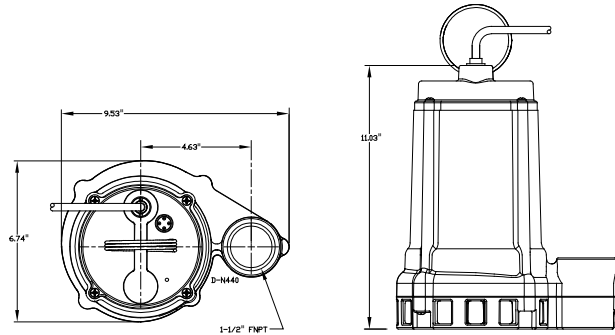
## Engineering Data



9ENH-CIA-SFS



9ENH-CIA-RF



9ENH-CIM

## Specifications

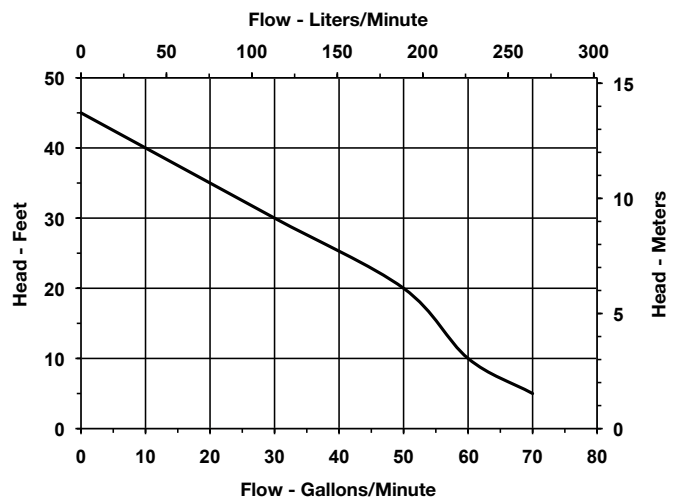
Item	Model	Listing (S)	HP	Volts	Solids Size (dia. in.)	Running Amps/ Watts	Performance GPM @ Head					Shut Off (ft)	PSI	Cord Length	Weight (lbs)	Dimensions		
							5'	10'	20'	30'	40'					H	X	L X W (in)
509239	9ENH-CIA-SFS	cCSAus	4/10	115	3/4"	9.0/1045	70	60	50	30	10	45	19.5	20'	38	12.90	10.45	8.07
509240	9ENH-CIA-SFS	cCSAus	4/10	115	3/4"	9.0/1045	70	60	50	30	10	45	19.5	30'	39	12.90	10.45	8.07
509233	9ENH-CIA-RF	cCSAus	4/10	115	3/4"	9.0/1045	70	60	50	30	10	45	19.5	20'	38	11.03	9.53	6.74
509234	9ENH-CIA-RF	cCSAus	4/10	115	3/4"	9.0/1045	70	60	50	30	10	45	19.5	30'	39	11.03	9.53	6.74
509231	9ENH-CIM	cCSAus	4/10	115	3/4"	9.0/1045	70	60	50	30	10	45	19.5	20'	37	11.03	9.53	6.74
509232	9ENH-CIM	cCSAus	4/10	115	3/4"	9.0/1045	70	60	50	30	10	45	19.5	30'	38	11.03	9.53	6.74

## Construction

Cover	Epoxy-coated cast iron/* Thermoplastic
Motor Housing	Epoxy-coated cast iron
Impeller Material	Thermoplastic Elastomer
Impeller Type	Non-clog
Volute	Epoxy-coated cast iron
Power Cord	SJTW
Mechanical Shaft Seal	Nitrile with carbon and ceramic faces
Fasteners	Stainless steel
Shaft	Steel
Bearings	Upper and lower ball bearing

\* On SFS models

## Performance Data



P.O. Box 12010  
Oklahoma City, OK 73157-2010  
Phone: 1.800.701.7894  
Fax: 1.800.678.7867  
www.LittleGiantPump.com