

# Wastewater

## Pit + Plus® Jr. Simplex Package Systems



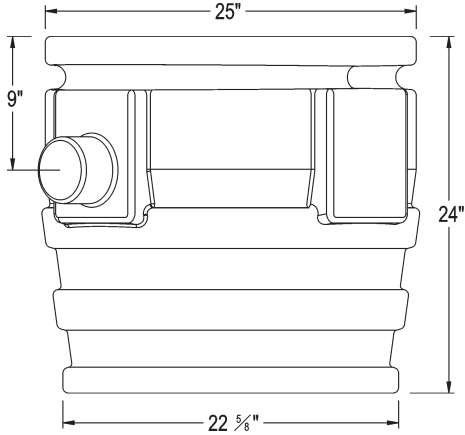
### Applications

- Homes
- Residential, Light Commercial, Industrial and Agricultural
- Collection of sewage, effluent, drainage and seepage water

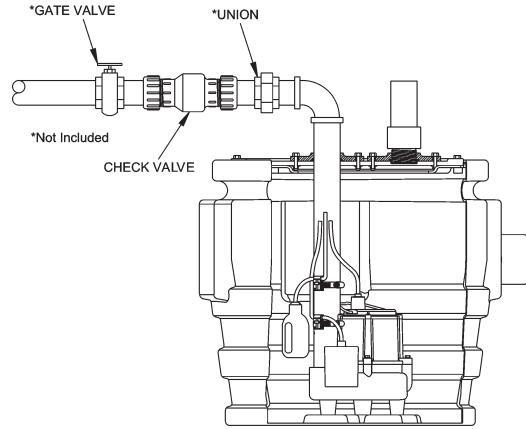
### Features

- Handles liquid and solid waste materials up to 2" diameter
- Larger 44 gallon capacity extends pump life by reducing pump cycles
- 24" x 24" polyethylene basin with ribs for added strength
- 4" molded external inlet hub to accept flexible coupling
- Molded torque stops in bottom of basin to locate pump
- Anti-flotation collar
- Stainless steel cover bolts
- 360° molded handle for ease of transportation and installation
- Schedule 80 PVC discharge nipple with pre-drilled air-bleed hole
- Full flow check valve (except on noted models)
- Available with Little Giant's 9S or 10S Series sewage ejector pumps
- Available pre-packaged or pre-assembled
- Durable, corrosion resistant one-piece and two-piece structural foam covers. Available with slip-fit or bolt-on vent and discharge flanges. (Two-piece available with bolt-on flanges only.)
- Available with indoor alarms. (Alarm float preset at factory on pre-assembled units.)

## Dimensional Outline



BASIN DETAIL  
P/N 113093



## Pre-Packaged

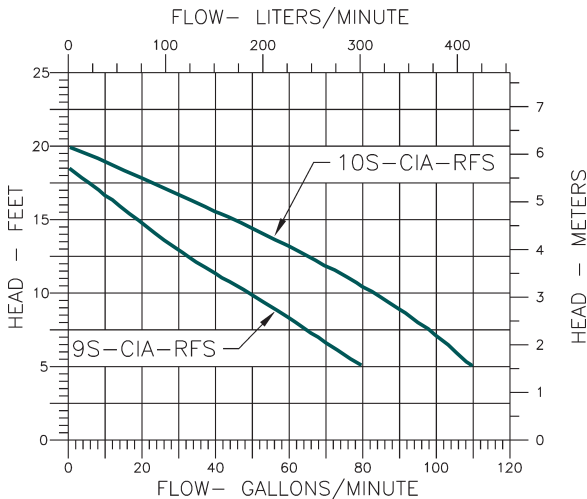
Item Numbers			Model	Discharge Size	Check Valve	Alarm Options
Slip-Fit Flanges	Bolt-On Flanges					
1-Piece	1-Piece	2-Piece				
509631	509632	–	9S-SMPXC-LG	2"	2" Check	–
–	–	509637	9S-SMPXC-LG	2"	2" Check	–
509652	509654	–	9S-SMPXC-LG	3"	–	–
–	–	509650	9S-SMPXC-LG	3"	–	–
511631	511632	–	10S-SMPXC-LG	2"	2" Check	–
–	–	511637	10S-SMPXC-LG	2"	2" Check	–
511652	511654	511650	10S-SMPXC-LG	3"	–	–

Note: Slip-Fit Flanges with 2" discharge have 2" or 3" vent configuration

## Pre-Assembled

Item Numbers			Model	Discharge Size	Check Valve	Alarm Options
Slip-Fit Flanges	Bolt-On Flanges					
1-Piece	1-Piece	2-Piece				
509633	–	509638	9S-SMPXC-LG	2"	2" Check	–
509639	–	–	9S-SMPXC-LG1A	2"	2" Ball/Check	Indoor High Water Alarm
509634	509636	–	9S-SMPXC-LG1A	2"	2" Check	Indoor High Water Alarm
509653	–	509651	9S-SMPXC-LG	3"	–	–
–	509655	–	9S-SMPXC-LG	3"	–	–
–	509635	–	9S-SMPXC-LG	2"	2" Check	–
511633	–	–	10S-SMPXC-LG	2"	2" Check	–
511653	511655	511651	10S-SMPXC-LG	3"	–	–
511634	511636	–	10S-SMPXC-LG1A	2"	2" Check	Indoor High Water Alarm
–	511635	511638	10S-SMPXC-LG	2"	2" Check	–

Note: Slip-Fit Flanges with 2" discharge have 2" or 3" vent configuration



9S-CIA-RFS/10S-CIA-RFS  
PERFORMANCE CURVE  
115V 60Hz

## Basin Cover Assemblies (pump not included)

New Item	Model	Cover Detail
513091	BC2424CS-LG BASIN/COVER ASSY	Slip-fit 2V2D, 2V3D or 3V2D
513092	BC2424CS-LG BASIN/COVER ASSY	Bolt-On, 2V2D, 1-Piece



**Franklin Electric**

P.O. Box 12010  
Oklahoma City, OK 73157-2010  
Phone: 1.800.701.7894  
Fax: 1.800.678.7867  
www.LittleGiantPump.com



©2008 Franklin Electric Co., Inc.  
Little Giant® is a registered trademark of Franklin Electric Co., Inc.  
Form 995100 – 06/09