

Catalog Number
Notes
Type

FEATURES & SPECIFICATIONS

INTENDED USE — Recessed kits include housing, trim, lamp and wire connectors in one package. Rated Non-IC for use in remodel applications. Approved for all ceiling and wiring types.

CONSTRUCTION — Steel housing with four remodel clips for installation in existing plaster, sheet rock or mechanical ceiling. Heavy-gauge galvanized steel raceway arm. Durable, powder coat paint prevents rust. Easily converts to new construction application using accessories (sold separately).

Galvanized steel junction box with five 7/8" knockouts with slots for pryout. Not suitable for pulling wires. Hook & hang snap-on J-box doors for easy access.

Rated for 90° C. Ground wire provided.

OPTICS — Matte white lens trim utilizes an MR16 GU10 line voltage lamp projecting 30-degree beam spread for smooth distribution.

ELECTRICAL — Includes (1) MR16 GU10 50W lamp, maximum wattage. Socket attaches to reflector to ensure proper and consistent lamp position. Thermal protection provided against improper lamp usage. 120 volt only.

Compatible with standard incandescent dimmers.

LISTINGS — CSA Certified to US and Canadian safety standards. Wet location listed.

WARRANTY — 1-year limited warranty (excludes lamp). Complete warranty terms located at www.acuitybrands.com/CustomerResources/Terms_and_conditions.aspx

Actual performance may differ as a result of end-user environment and application.

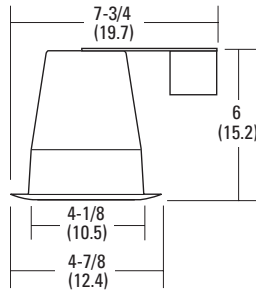
Note: Specifications subject to change without notice.

Recessed Downlighting

LK4L

4" Lens Recessed Kit

Non-IC
Remodel Construction



Specifications

- Aperture: 4 (10.2)
- Ceiling opening: 4-1/8 (10.5)
- Overlap trim: 4-7/8 (12.4)
- Height: 6 (15.2)
- Length: 7-3/4 (19.7)
- Max. ceiling thickness: 1 (2.54)

All dimensions are inches (centimeters) unless otherwise indicated.

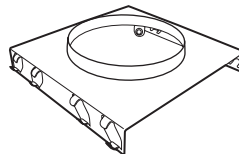
ORDERING INFORMATION

For shortest lead times, configure products using **bolded options**.

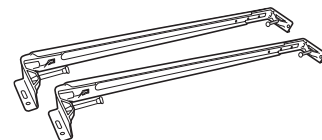
Example: LK4LMW

Series	Finish	Lamps	Voltage
LK4L 4" recessed kit	MW Matte white	(blank) 50W	(blank) 120V

Accessories: Order as separate catalog number.	
LKA4P	4" new construction pan
LKABH	Hanger bars for conversion to new construction



LKA4P
New construction pan



LKABH
Hanger bars

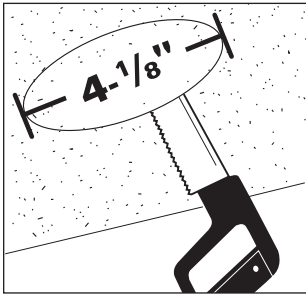
4" Lens Recessed Downlighting Kit

PHOTOMETRICS

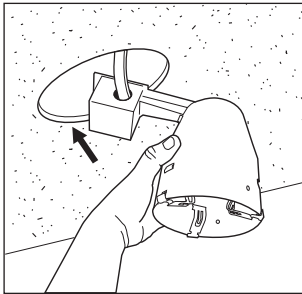
For MR16 GU10 reflector lamps, see lamp manufacturer's published raw data for photometrics.

INSTALLATION

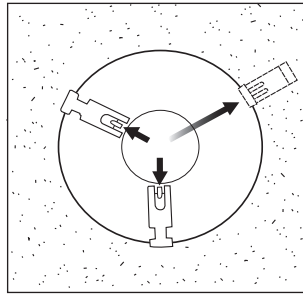
The following instructions are for remodel applications. New construction applications require new construction pan and hanger bars (see accessories).



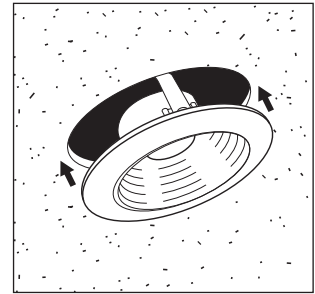
Step 1:
Using provided stencil, trace cutout lines for housing hole on ceiling. Use saw to make appropriate 4-1/8" cutout.



Step 2:
Using provided wire connectors, connect wires (black to black; white to white; ground to ground) and insert housing into ceiling.



Step 3:
Snap (3) springs to secure housing to ceiling.



Step 4:
Insert trim into housing.