

FEATURES & SPECIFICATIONS

INTENDED USE

Recessed kits include housing, trim, lamp and wire connectors in one package. Rated Non-IC for use in remodel applications. Approved for all ceiling and wiring types.

CONSTRUCTION

Steel housing with four remodel clips for installation in existing plaster, sheet rock or mechanical ceiling. Heavy-gauge galvanized steel raceway arm. Durable, powder coat paint prevents rust. Easily converts to new construction application using accessories (sold separately).

Galvanized steel junction box with five 7/8" knockouts with slots for pryout. Not suitable for pulling wires.

Hook & hang snap-on J-box doors for easy access.

Rated for 90° C. Ground wire provided.

OPTICS

Matte white lens trim utilizes a PAR30 lamp projecting 20-degree beam spread for smooth distribution.

ELECTRICAL SYSTEM

Includes (1) 75W Par30 lamp, maximum wattage. Durable medium base porcelain socket with nickel plated copper alloy screw shell and contact. Socket attaches to reflector to ensure proper and consistent lamp position. Thermal protection provided against improper lamp usage. 120 volt only.

Compatible with standard incandescent dimmers.

LISTINGS

CSA Certified to US and Canadian safety standards. Wet location listed.

WARRANTY

1-year limited warranty (excludes lamp). Complete warranty terms located at

www.acuitybrands.com/CustomerResources/Terms_and_conditions.aspx

Actual performance may differ as a result of end-user environment and application.

Note: Specifications subject to change without notice.

Catalog Number
Notes
Type

Recessed Downlighting

LK5L

5" Lens Recessed Kit

Non-IC
Remodel Construction



Specifications

Aperture: 5 (12.7)

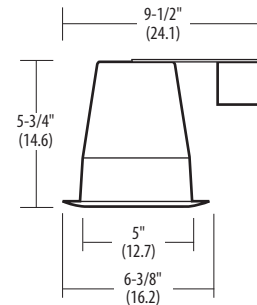
Ceiling opening: 5-1/2 (14)

Overlap trim: 6-3/8" (16.2)

Height: 5-3/4 (14.6) max.

Length: 9-1/2" (24.1)

All dimensions are inches (centimeters).



ORDERING INFORMATION

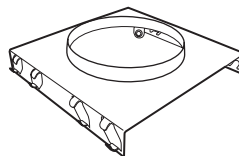
For shortest lead times, configure products using **bolded options**.

Example: LK5LMW

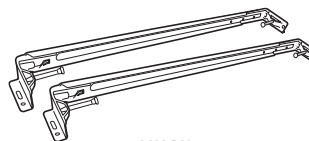
Series	Finish	Lamps	Voltage
LK5L 5" recessed kit	M Matte white	(blank) 75W	(blank) 120V

Accessories: Order as separate catalog number.

LK5AP	5" new construction pan
LKABH	Hanger bars for conversion to new construction



LKSAP
New Construction Pan



LKABH
Hanger Bars


5" Lens Residential Recessed Downlighting Kit

PHOTOMETRICS

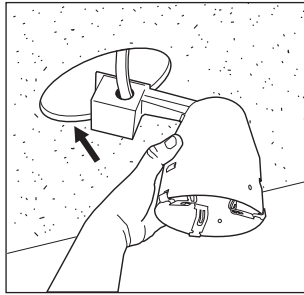
For PAR reflector lamps, see lamp manufacturer's published raw lamp data for Photometrics.

INSTALLATION

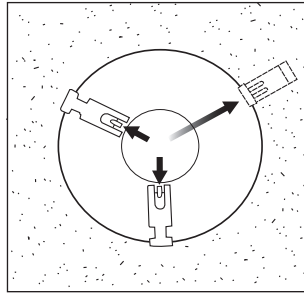
The following instructions are for remodel applications. New construction applications require new construction pan and hanger bars (see accessories).



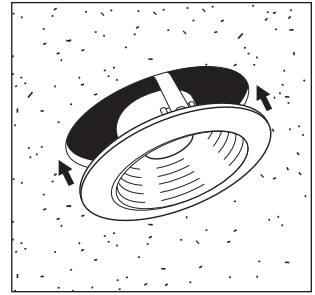
Step 1:
Using provided stencil, trace cutout lines for housing hole on ceiling. Use saw to make appropriate 5-12" cutout.



Step 2:
Using provided wire connectors, connect wires (black to black; white to white; ground to ground) and insert housing into ceiling.



Step 3:
Snap (3) springs to secure housing to ceiling.



Step 4:
Insert trim into housing, and screw in lamp.