



FEATURES & SPECIFICATIONS

INTENDED USE

Intended for low to medium mounting heights where dust, dirt, humidity, moisture, or corrosive elements are present. Ideal for canopies, dock areas, wastewater treatment, refrigerated areas, food processing and other non-hazardous environments.

CONSTRUCTION

Constructed to comply with New York City electrical code. Manufactured in USA.

Housing formed from impact resistant, UV stabilized, fiberglass reinforced polyester with cold-rolled steel enclosed wireway. Poured in gasketing provides a seal between housing and diffuser. Captive, corrosion-resistant cam-action latches secure the diffuser; six on 4' units, and ten on 8' units. Stainless steel latches available.

FINISH

Painted parts pretreated with a five-stage iron-phosphate process to ensure superior paint adhesion and corrosion resistance, then finished with a high-gloss, baked white enamel.

OPTICAL SYSTEM

High-impact Acrylic diffuser with a stippled interior surface to spread lamp image.

ELECTRICAL SYSTEM

Thermally protected, resetting, Class P, HPF, non-PCB, UL Listed and CSA Certified ballast is standard.

AWM, TFN, THHN wire throughout, rated for required temperatures.

INSTALLATION

For unit or row installations, surface (ceiling or wall) or suspended mounting.

LISTING

120V, 277V and MVOLT are UL Listed and CSA Certified (standard). Listed for 25°C ambient and wet locations for covered-ceiling applications. IP65 rated. Optional IP67 rating available for 4' units only. Compliance to FDA/USDA requirements and/or NSF splash-zone certification.

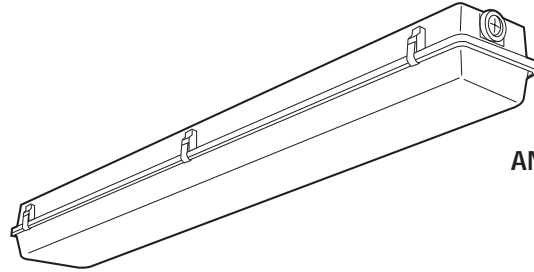
WARRANTY

Guaranteed for one year against mechanical defects in manufacture.

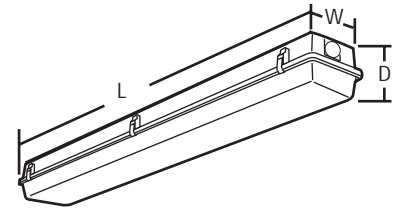
Catalog Number	
Notes	Type

Enclosed and Gasketed Industrial

DMW



**INSTANT
PROGRAMMED
AND RAPID START**
4' or 8' length
1, 2 or 3 lamps



Specifications

Length:	50" (1270)
	98" (2489)
Width:	8-1/8" (206)
Fixture Depth:	5-5/8" (143)

All dimensions are inches (millimeters). Specifications subject to change without notice.

ORDERING INFORMATION

For shortest lead times, configure product using **standard options (shown in bold)**.

Example: DMW 2 32 MVOLT GEB10IS NY

Series	Number of lamps	Lamp type	Voltage	Ballast	Options
DMW Wet location For tandem double-length unit, add prefix T. Example: TDMW	2 Not included	32 32W T8 (48")	120 277 MVOLT Others available	GEB10IS Electronic ballasts, ≤10% THD, instant start	ELDW Emergency battery pack (nominal 300 lumens) EL5DW Emergency battery pack (nominal 500 lumens) EL6DW Emergency battery pack (nominal 600 lumens) EL14DW Emergency battery pack (nominal 1400 lumens) NY I.B.E.W. union made, NYC code compliant NY3 I.B.E.W. Local 3 union made, NYC code compliant
		Diffuser (blank) High-impact acrylic (50% DR)			

Accessories

Order as separate catalog numbers.

BCD Bracket for hanger chain mounting. Two per package.¹

HC36 Chain hangers (1 pair, 36" long). Requires BCD.

WLF Wet location fittings (1 pair, not installed).

NOTES:

¹ For stainless steel, specify **STS** (ex: BCD STS).

DMW NY Rapid Start

MOUNTING DATA

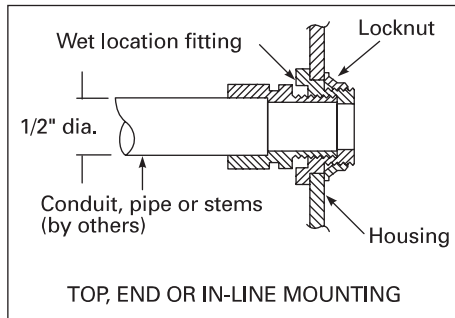
For unit or row installation, surface (ceiling or wall) or suspended mounting.

DMW — Drill holes through housing and channel at appropriate locations. Includes gasketed wet location fittings on ends for power feeding/mounting. Fitting is threaded for 1/2" rigid conduit (optional WLF for top mounting). Attach to surface using fasteners and sealing washers (by others) appropriate to ceiling materials.

Unit installation — Minimum of two hangers required.

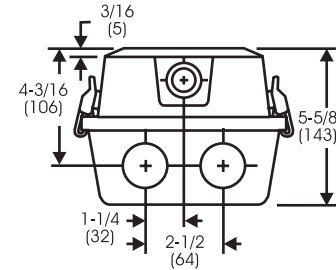
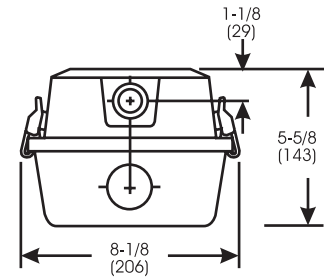
Row installation — Minimum of two hangers required. Recommend 1/2" nipple with union (by others).

See ACCESSORIES on page 1 for hanging devices.

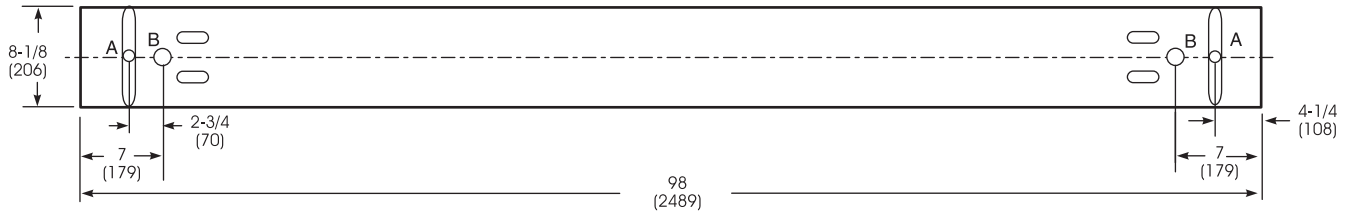
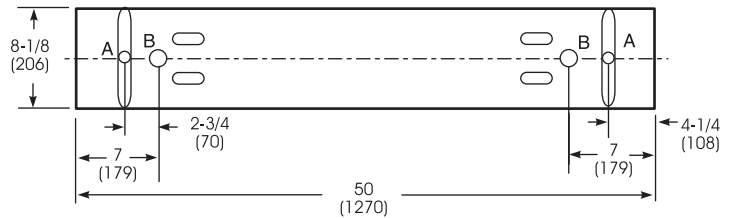


DIMENSIONS

Inches (millimeters). Subject to change without notice.



A = 11/16 (17) Dia.
 B = 1-1/8 (29) Dia.
 Recommended mounting locations (field drilling required)
 *8' fixtures are 5-5/8" deep
 4' fixtures are 4-5/8" deep



PHOTOMETRICS

Calculated using the zonal cavity method in accordance with IESNA LM41 procedure. Floor reflectances are 20%. Lamp configurations shown are typical. Full photometric data on these and other configurations available upon request.