



# Basics™ Family

Making Life Safety Simple



# Basics™ Family

## Making Life Safety Simple

The Basics™ Family from Lithonia Lighting® is perfect for smaller spaces and everyday projects. Basics takes the hassle out of the selection and ordering process making it simple for both the distributor and contractor. This family is the go-to for distributors when deciding what to put into stock and comes with all the benefits that the Contractor Select™ program provides.

### Features:

- Budget Friendly
- In-Stock, Readily Available
- Backed by Industry Leader in Life Safety

### Typical Applications:

Offices

Schools

Hospitality

Health Care

Multi-Family






# Meet the **Basics™** Family

## Exit Signs



### EXRG


Red & Green Color Switching for Ultimate Versatility



- Field selectable red or green
- Universal single or double face
- Surface Mounting
- Dual Voltage (120/277V)
- Damp Location Listed

### BE

High End Aesthetic, Budget Friendly



- Surface or Universal Mount Options
- Universal single or double face
- AC/Battery Back-Up (EL) Switch
- Multi-Volt (120-277V)
- 0-180° pivoting panel




# Meet the **Basics™** Family

## Combos



### ECRG RD


Round Combo with Red & Green Color Switching



- Field selectable red or green
- Universal single or double face
- Surface Mounting
- Up to 18' spacing
- Remote capacity
- Damp Location Listed

### ECRG SQ

Square Combo with Red & Green Color Switching



- Field selectable red or green
- Universal single or double face
- Surface Mounting
- Up to 14' spacing
- Remote capacity
- Damp Location Listed

# Meet the **Basics™** Family

## Emergency Units



### EU2L

Round Unit that Blends Seamlessly in Small Spaces



- Compact, Round Aesthetic
- Ceiling or Wall Mount
- Up to 18' spacing
- Remote Capacity
- Dual Voltage (120/277V)

### EU2C

Square Unit that Blends Seamlessly in Small Spaces



- Square Aesthetic
- Ceiling or Wall Mount
- Up to 14' spacing
- Remote Capacity
- Dual Voltage (120/277V)

### AFB

Perfect for Outdoor Applications



- Die Cast Housing
- Wall Mount
- Up to 30' spacing
- UVOLT (120-347V)
- Available with Photocell
- Wet Location Listed

# Meet the **Basics™** Family

## Remotes



## ERE

Indoor & Outdoor for Use as Part of an Emergency Lighting System



- Single or Twin Options
- Square or Round Aesthetic
- White, Gray or Black Finishes
- Indoor or Weather-proof options
- Wall or Ceiling Mount

## AFB OELR

Perfect for Outdoor Applications



- Rugged Construction; Quick Installation
- Matching Aesthetic to AFB
- White or Bronze Textured
- Wet Location Listed

# Basics™ Family











## Making Life Safety Simple

Ordering Information									
	Description	Product Description	Red/Green Switching	Battery Backup	Remote Capable	Contractor Select Flag	CI Code	UPC	Pallet Qtys
EXIT SIGNS									
	EXRG M6	Thermoplastic Exit Sign	Yes	AC Only	No		*269XWW	194994900658	270
	EXRG EL M6			Yes			*269XX0	194994900696	270
	BEW R SM M6	Surface Mount Edge-Lit Exit	No	Yes AC/Battery Back-Up (EL) Switch	No		*284E4U	197589464993	160
	BEW G SM M6	Surface Mount Edge-Lit Exit	No	Yes AC/Battery Back-Up (EL) Switch	No		*284E4N	197589464894	162
	BEW R UM M2	Universal Mount Edge-Lit Exit	No	Yes AC/Battery Back-Up (EL) Switch	No		*284E5H	197589465143	100
	BEW G UM M2	Universal Mount Edge-Lit Exit	No	Yes AC/Battery Back-Up (EL) Switch	No		*284E52	197589465013	100
	Description	Product Description	Red/Green Switching	Battery Backup	Remote Capable	Contractor Select Flag	CI Code	UPC	Pallet Qtys
COMBOS									
	ECRG RD M6	Exit Sign Combo – Round Heads	Yes	Yes	No		*269XVW	194994900412	240
	ECRG HO RD M6	Exit Sign Combo Round Heads High Output Battery			Yes		*269XW0	194994900429	216
	ECRG SQ M6	Exit Sign Combo – Square Heads	Yes	Yes	No		**269XW7	194994900467	72
	ECRG HO SQ M6	Exit Sign Combo Square Heads High Output Battery	Yes		Yes		*269XW8	194994900504	72



# Basics™ Family

## Making Life Safety Simple

Ordering Information									
	Description	Product Description	Red/Green Switching	Battery Backup	Remote Capable	Contractor Select Flag	CI Code	UPC	Pallet Qty's
UNITS									
	EU2C M6	Emergency Unit - Square Heads	N/A	Yes	No		*263X65	191848037188	216
	EU2C HO M6	Emergency Unit Square Heads High Output Battery			Yes		*263X66	191848037195	216
	EU2L M12	Emergency Unit - Round Heads	N/A	Yes	No		*263X1T	191848035351	504
	EU2L REM M12	Emergency Unit Round Heads High Output Battery			Yes		*263X1V	191848035375	432
	AFB OEL DDBTXD UVOLT N WT	Architectural Emergency Unit	N/A	Yes	Yes		*25717X	193047923187	336
REMOTES									
	ERE W SGL RD M24	Remote - Single; Round Heads	N/A	N/A	N/A		*263XHE	191848041314	648
	ERE W T RD M24	Remote - Twin; Round Heads	N/A	N/A	N/A		*263X54	191848036716	648
	ERE W SGL SQ M12	Remote - Single; Square Heads	N/A	N/A	N/A		*2600MW	193048276008	432
	ERE W T SQ M12	Remote - Twin; Square Heads	N/A	N/A	N/A		*2600P6	193048276022	240
	ERE GY SGL WP RD	Remote - Single; Round Heads	N/A	N/A	N/A		*266JYS	194994062172	432
	ERE GY T WP RD	Remote - Twin; Round Heads	N/A	N/A	N/A		*266JYW	194994062189	192
	AFB OELR DDBTXD WT	Remote - Oval	N/A	N/A	N/A		*25760P	193047959292	336



To learn more about Basics™ Family  
visit [www.LithoniaLighting.com](http://www.LithoniaLighting.com)



Join the conversation - follow us on social media.