

Catalog Number
Notes
Type

FEATURES & SPECIFICATIONS

INTENDED USE — Recessed LED kits include housing, trim, and wire connectors in one package. The LED kit is the most economical means to create a well lit environment with exceptional energy efficiency and near zero maintenance. The LED kit maintains at least 70% light output for 35,000 hours.

CONSTRUCTION — Steel housing with 3 remodel clips and 3 wire nuts for installation in existing plaster, sheet rock or mechanical ceiling. Heavy-gauge galvanized steel raceway arm. Durable, powder coat paint prevents rust. Easily converts to new construction application using accessories (sold separately).

Galvanized steel junction box with three 7/8" knockouts with slots for pryout. Not suitable for pulling wires. Hook & hang snap-on J-box doors for easy access.

Rated for 90°C. Ground wire provided.

Available in 3000 K or 5000 K color temperature LEDs.

OPTICS — White baffle recesses optical system into the ceiling to prevent glare and provide a traditional look. Diffused lens provides even illumination throughout the space.

ELECTRICAL — High-efficiency driver mounted on the module. Primary power disconnect provided for simple connection to a dedicated LED connector in the housing.

Dimming down to 15%. See page 2 for recommended triac dimmers.

Standard input wattage is 8.2 W, 63 lumens per watt (3000 K) and 8W, 74 lumens per watt (5000 K); equivalent to 50 watt PAR20.

LISTINGS — ETL certified for use in the US and Canadian safety standards. California T24 compliant. ENERGY STAR® qualified. WSEC ASTM E283 for Air-Tight. Wet location listed.

WARRANTY — 5-year limited warranty. Complete warranty terms located at www.acuitybrands.com/CustomerResources/Terms_and_conditions.aspx

Note: Actual performance may differ as a result of end-user environment and application.

All values are design or typical values, measured under laboratory conditions at 25 °C.

Specifications subject to change without notice.

LED Recessed Downlighting

LK4B

4" Baffle LED Recessed Kit

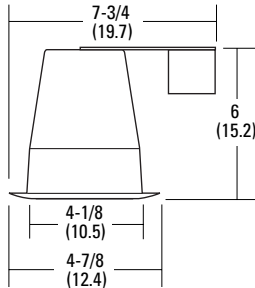
IC/Non-IC

New & Remodel Construction



Specifications

- Aperture: 4 (10.2)
- Ceiling opening: 4-1/8 (10.5)
- Overlap trim: 4-7/8 (12.4)
- Height: 6 (15.2)
- Length: 7-3/4 (19.7)
- Max. ceiling thickness: 1 (2.54)



All dimensions are inches (centimeters) unless otherwise indicated.

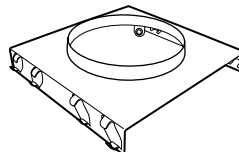
ORDERING INFORMATION

For shortest lead times, configure products using **bolded options**.

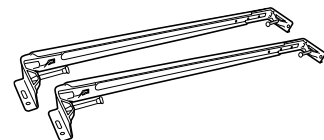
Example: LK4BMW LED

Series	Reflector	Finish	LED		
			Lamps	Color temp/CRI/Watts/Lumens	Voltage
LK4 4" LED recessed kit	B Baffle	MW Matte white ORB Oil-rubbed bronze	LED	(blank) 3000 K/93CRI/8.2W/520L (MW), 430L (ORB) 50K 5000 K/94CRI/7.9W/590L (MW), 480L (ORB)	(blank) 120V

Accessories: Order as separate catalog number.	
LKA4P	4" new construction pan
LKABH	Hanger bars for conversion to new construction



LKA4P
New construction pan

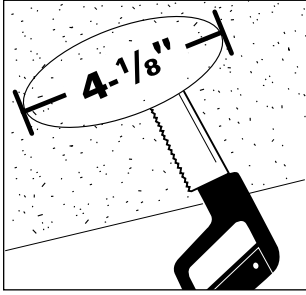


LKABH
Hanger bars

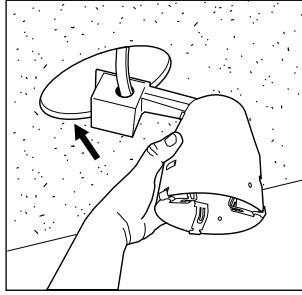
4" Baffle LED Recessed Downlighting Kit

INSTALLATION

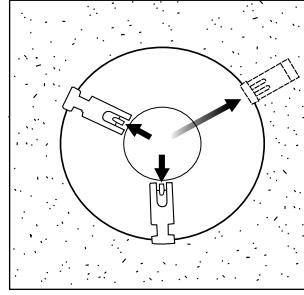
The following instructions are for remodel applications. New construction applications require new construction pan and hanger bars (see accessories).



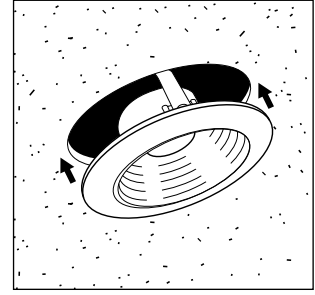
Step 1:
Using provided stencil, trace cutout lines for housing hole on ceiling. Use saw to make appropriate 4-1/8" cutout.



Step 2:
Using provided wire connectors, connect wires (black to black; white to white; ground to ground) and insert housing into ceiling.



Step 3:
Snap (3) springs to secure housing to ceiling.



Step 4:
Insert trim into housing.

DIMMING & ENERGY DATA

COMPATIBLE DIMMERS*	
Pass & Seymour Model No:	
• HCL453PTCCCV6	
• LSLV603	
Lutron Model No:	
• S-600H-WH	
• S2-LH-WH	
• S-600PR-WH	
• DV-600PR-WH	
• TG-603PR-WH	
• MACL-153M	
• LG-600P	
• CTCL-153PDH	
• DV-603PG	
Leviton Model No:	
• IP106-1LT	
• 6613-PL	

*Unlisted dimmers do not imply non-compatibility.

ENERGY DATA*		
	3000 K MW/ORB	5000 K MW/ORB
Lumens	520/430	590/480
CRI	93	94
Min. starting temp	-18°C (0°F)	-18°C (0°F)
EMI/RFI	FCC Title 47 CFR, Part 15, Class B	FCC Title 47 CFR, Part 15, Class B
Sound rating	Class A standards	Class A standards
Input voltage	120V	120V
Min. power factor	0.80	0.80
Input frequency	50/60 Hz	50/60 Hz
Rated wattage	8.2W	7.9W
Input power	8.2W	7.9W
Input current	0.089A	0.066A

*Values at non-dimming line voltage.

4" Baffle LED Recessed Downlighting Kit

LIGHTING FACTS

LITHONIA LIGHTING

LED lighting facts®
A Program of the U.S. DOE

Light Output (Lumens)	430
Watts	8.2
Lumens per Watt (Efficacy)	52

Color Accuracy Color Rendering Index (CRI)	93
---	----

Light Color
Correlated Color Temperature (CCT) **3000 (Bright White)**

2700K 3000K 4500K 6500K

Warm White Bright White Daylight

All results are according to IESNA LM-79-2008: *Approved Method for the Electrical and Photometric Testing of Solid-State Lighting*. The U.S. Department of Energy (DOE) verifies product test data and results.

Visit www.lightingfacts.com for the *Label Reference Guide*.

Registration Number: JB22-ZP38F6 (8/14/2014)
Model Number: LK4BORB LED
Type: Luminaire - Downlight

LITHONIA LIGHTING

LED lighting facts®
A Program of the U.S. DOE

Light Output (Lumens)	520
Watts	8.2
Lumens per Watt (Efficacy)	63

Color Accuracy Color Rendering Index (CRI)	93
---	----

Light Color
Correlated Color Temperature (CCT) **3000 (Bright White)**

2700K 3000K 4500K 6500K

Warm White Bright White Daylight

All results are according to IESNA LM-79-2008: *Approved Method for the Electrical and Photometric Testing of Solid-State Lighting*. The U.S. Department of Energy (DOE) verifies product test data and results.

Visit www.lightingfacts.com for the *Label Reference Guide*.

Registration Number: JB22-QGMLOE (8/14/2014)
Model Number: LK4BMW LED [Upgrade : 7/21/2014]
Type: Luminaire - Downlight

LITHONIA LIGHTING

LED lighting facts®
A Program of the U.S. DOE

Light Output (Lumens)	590
Watts	8
Lumens per Watt (Efficacy)	73.75

Color Accuracy Color Rendering Index (CRI)	94
---	----

Light Color
Correlated Color Temperature (CCT) **5000 (Daylight)**

2700K 3000K 4500K 6500K

Warm White Bright White Daylight

All results are according to IESNA LM-79-2008: *Approved Method for the Electrical and Photometric Testing of Solid-State Lighting*. The U.S. Department of Energy (DOE) verifies product test data and results.

Visit www.lightingfacts.com for the *Label Reference Guide*.

Registration Number: JB22-18QM58 (5/12/2015)
Model Number: LK4BMW LED 50K
Type: Luminaire - Downlight

Lithonia Lighting

LED lighting facts®
A Program of the U.S. DOE

Light Output (Lumens)	480
Watts	7
Lumens per Watt (Efficacy)	68.57

Color Accuracy Color Rendering Index (CRI)	93
---	----

Light Color
Correlated Color Temperature (CCT) **5000 (Daylight)**

2700K 3000K 4500K 6500K

Warm White Bright White Daylight

All results are according to IESNA LM-79-2008: *Approved Method for the Electrical and Photometric Testing of Solid-State Lighting*. The U.S. Department of Energy (DOE) verifies product test data and results.

Visit www.lightingfacts.com for the *Label Reference Guide*.

Registration Number: JB22-2PS4WP (7/14/2015)
Model Number: LK4BORB LED 50K
Type: Luminaire - Downlight

4" Baffle LED Recessed Downlighting Kit

PHOTOMETRICS

Distribution Curve

Distribution Data

Output Data

Coefficient of Utilization

Illuminance Data at 30" Above Floor for a Single Luminaire

LK4BMW LED , 30K, input watts: 8.2, delivered lumens: 502, LM/W = 61, tested in accordance with IESNA LM 63-1995

