



d<sup>series</sup>

# D-Series Size 1 LED Flood Luminaire



Catalog  
Number

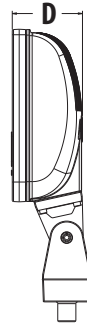
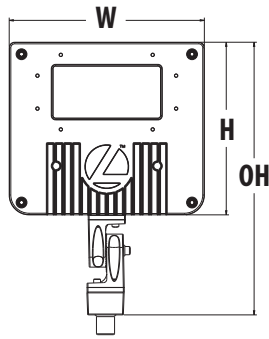
Notes

Type

Hit the Tab key or mouse over the page to see all interactive elements.

## Specifications

<b>EPA:</b>	0.6 ft <sup>2</sup> (0.05 m <sup>2</sup> )
<b>Depth:</b>	3-1/8" (8.0 cm)
<b>Width:</b>	8-7/8" (22.4 cm)
<b>Height:</b>	7-3/4" (19.8 cm)
<b>Overall Height:</b>	12" (30.5 cm)
<b>Weight:</b>	7.2 lbs (3.3 kg)



## Introduction

The D-Series Size 1 Flood features precision optics to beautifully illuminate a variety of applications while its sleek, compact styling blends seamlessly with the environment.

The D-Series Flood reflector systems and cutting-edge chip-on-board LED technology produce excellent uniformity combined with precision beam patterns for minimal spill light and incredible photometric performance. It's the ideal long-life replacement for 70 - 150W metal halide floods, with typical energy savings of 72% and expected service life of over 100,000 hours.

## Ordering Information

**EXAMPLE:** DSXF1 LED P1 40K MSP MVOLT THK DDBXD

Series	Performance Package	Color Temperature	Distribution	Voltage	Mounting	Options	Finish (required)
DSXF1 LED	P1 P2	30K 3000K 40K 4000K 50K 5000K	NSP Narrow spot MSP Medium spot MFL Medium flood FL Flood WFL Wide flood WFR Wide flood, rectangular HMF Horizontal flood	MVOLT <sup>1</sup> 120 <sup>1</sup> 208 <sup>1</sup> 240 <sup>1</sup> 277 <sup>1</sup> 347	<b>Shipped included</b> THK Knuckle with 1/2" NPS threaded pipe IS Integral slipfitter (fits 2-3/8" O.D. tenon) YKC62 Yoke with 16-3 SO cord <b>Shipped separately</b> <sup>2</sup> DSXF1/2TS Tenon slipfitter (2-3/8" O.D. THK required) FTS CG6 Tenon Slipfitter (fits 2-3/8" to 2-7/8" O.D. tenon. YKC62 required)	<b>Shipped installed</b> PE Photocontrol, button style <sup>3,4</sup> PEX Photocontrol external threaded adjustable <sup>4</sup> SF Single fuse (120, 277, 347V) <sup>4,5</sup> DF Double fuse (208, 240) <sup>6</sup> DMG 0-10V dimming driver (no controls) <sup>5</sup> <b>Shipped separately</b> <sup>2</sup> UBV Upper/bottom visor (universal) FV Full visor VG Vandal guard	DDBXD Dark bronze DBLXD Black DNAXD Natural aluminum DWHXD White

## Accessories

Ordered and shipped separately.

DSXF1/2TS DDBXD U	Slipfitter for 1-1/4" to 2-3/8" O.D. tenons; mates with 1/2" threaded knuckle (specify finish)
FRWB DDBXD U	Radius wall bracket, 2-3/8" O.D. tenon (specify finish)
FSPB DDBXD U	Steel square pole bracket, 2-3/8" O.D. tenon (specify finish)
DSXF1UBV DDBXD U	Upper/bottom visor accessory (specify finish)
DSXF1FV DDBXD U	Full visor accessory (specify finish)
DSXF1VG U	Vandal guard accessory

For more mounting options, visit our [Floodlighting Accessories](#) pages.

Stock configurations are offered for shorter lead times:

### Standard Part Number

DSXF1 LED P1 50K WFL MVOLT THK DDBXD
DSXF1 LED P1 40K WFL MVOLT THK DDBXD
DSXF1 LED P2 50K WFL MVOLT THK DDBXD
DSXF1 LED P2 40K WFL MVOLT THK DDBXD

### Stock Part Number

DSXF1 LED P1 50K
DSXF1 LED P1 40K
DSXF1 LED P2 50K
DSXF1 LED P2 40K

## NOTES

- MVOLT driver operates on line voltage from 120-277V. Specify voltage when ordering with fusing (SF, DF) or photo control (PE, PEX).
- Also available as accessories; see Accessories information at left.
- Rated 25C maximum ambient for performance package P2. Specify PEX for higher ambient temperatures.
- Photocontrol (PE, PEX) requires 120, 208, 240, 277 or 347 voltage option.
- Must specify 120, 277 or 347 voltage option.
- Must specify 208 or 240 voltage option.



# Performance Data

## Lumen Output

Lumen values are from photometric tests performed in accordance with IESNA LM-79-08. Data is considered to be representative of the configurations shown, within the tolerances allowed by Lighting Facts. Actual performance may differ as a result of end-user environment and application. Actual wattage may differ by +/- 8% when operating between 120-480V +/- 10%. Contact factory for performance data on any configurations not shown here.

Performance Package	System Watts	Dist. Type	Field Angle		Beam Angle		30K (3000K, 70 CRI)			40K (4000K, 70 CRI)			50K (5000K, 70 CRI)																																																																																																																																																																																																								
			°H	°V	°H	°V	Max Cd	Lumens	LPW	Max Cd	Lumens	LPW	Max Cd	Lumens	LPW																																																																																																																																																																																																						
			<table border="1"> <tr> <td rowspan="7">P1</td> <td rowspan="7">21W</td> <td>NSP</td> <td>37</td> <td>38</td> <td>18</td> <td>19</td> <td>16,316</td> <td>2,601</td> <td>124</td> <td>18,039</td> <td>2,876</td> <td>137</td> <td>18,039</td> <td>2,876</td> <td>137</td> </tr> <tr> <td>MSP</td> <td>51</td> <td>51</td> <td>27</td> <td>28</td> <td>9,908</td> <td>2,578</td> <td>123</td> <td>10,954</td> <td>2,850</td> <td>136</td> <td>10,954</td> <td>2,850</td> <td>136</td> </tr> <tr> <td>MFL</td> <td>60</td> <td>60</td> <td>46</td> <td>45</td> <td>4,027</td> <td>2,435</td> <td>116</td> <td>4,452</td> <td>2,692</td> <td>128</td> <td>4,452</td> <td>2,692</td> <td>128</td> </tr> <tr> <td>FL</td> <td>84</td> <td>91</td> <td>59</td> <td>72</td> <td>2,255</td> <td>2,682</td> <td>128</td> <td>2,494</td> <td>2,965</td> <td>141</td> <td>2,494</td> <td>2,965</td> <td>141</td> </tr> <tr> <td>WFL</td> <td>109</td> <td>101</td> <td>86</td> <td>85</td> <td>1,494</td> <td>2,766</td> <td>132</td> <td>1,652</td> <td>3,058</td> <td>146</td> <td>1,652</td> <td>3,058</td> <td>146</td> </tr> <tr> <td>WFR</td> <td>103</td> <td>92</td> <td>80</td> <td>71</td> <td>1,809</td> <td>2,794</td> <td>133</td> <td>2,000</td> <td>3,089</td> <td>147</td> <td>2,000</td> <td>3,089</td> <td>147</td> </tr> <tr> <td>HMF</td> <td>124</td> <td>63</td> <td>100</td> <td>48</td> <td>2,001</td> <td>2,329</td> <td>111</td> <td>2,212</td> <td>2,575</td> <td>123</td> <td>2,212</td> <td>2,575</td> <td>123</td> </tr> <tr> <td rowspan="7">P2</td> <td rowspan="7">42W</td> <td>NSP</td> <td>37</td> <td>38</td> <td>18</td> <td>19</td> <td>29,740</td> <td>4,741</td> <td>113</td> <td>32,881</td> <td>5,242</td> <td>125</td> <td>32,881</td> <td>5,242</td> <td>125</td> </tr> <tr> <td>MSP</td> <td>51</td> <td>51</td> <td>27</td> <td>28</td> <td>18,060</td> <td>4,699</td> <td>112</td> <td>19,967</td> <td>5,195</td> <td>124</td> <td>19,967</td> <td>5,195</td> <td>124</td> </tr> <tr> <td>MFL</td> <td>60</td> <td>50</td> <td>46</td> <td>45</td> <td>7,340</td> <td>4,439</td> <td>106</td> <td>8,115</td> <td>4,908</td> <td>117</td> <td>8,115</td> <td>4,908</td> <td>117</td> </tr> <tr> <td>FL</td> <td>84</td> <td>91</td> <td>59</td> <td>72</td> <td>4,111</td> <td>4,889</td> <td>116</td> <td>4,545</td> <td>5,406</td> <td>129</td> <td>4,545</td> <td>5,406</td> <td>129</td> </tr> <tr> <td>WFL</td> <td>109</td> <td>101</td> <td>86</td> <td>85</td> <td>2,568</td> <td>4,753</td> <td>113</td> <td>3,011</td> <td>5,573</td> <td>133</td> <td>3,011</td> <td>5,579</td> <td>133</td> </tr> <tr> <td>WFR</td> <td>103</td> <td>92</td> <td>80</td> <td>71</td> <td>3,297</td> <td>5,094</td> <td>121</td> <td>3,645</td> <td>5,631</td> <td>134</td> <td>3,645</td> <td>5,632</td> <td>134</td> </tr> <tr> <td>HMF</td> <td>124</td> <td>63</td> <td>100</td> <td>48</td> <td>3,647</td> <td>4,245</td> <td>101</td> <td>4,032</td> <td>4,693</td> <td>112</td> <td>4,032</td> <td>4,693</td> <td>112</td> </tr> </table>														P1	21W	NSP	37	38	18	19	16,316	2,601	124	18,039	2,876	137	18,039	2,876	137	MSP	51	51	27	28	9,908	2,578	123	10,954	2,850	136	10,954	2,850	136	MFL	60	60	46	45	4,027	2,435	116	4,452	2,692	128	4,452	2,692	128	FL	84	91	59	72	2,255	2,682	128	2,494	2,965	141	2,494	2,965	141	WFL	109	101	86	85	1,494	2,766	132	1,652	3,058	146	1,652	3,058	146	WFR	103	92	80	71	1,809	2,794	133	2,000	3,089	147	2,000	3,089	147	HMF	124	63	100	48	2,001	2,329	111	2,212	2,575	123	2,212	2,575	123	P2	42W	NSP	37	38	18	19	29,740	4,741	113	32,881	5,242	125	32,881	5,242	125	MSP	51	51	27	28	18,060	4,699	112	19,967	5,195	124	19,967	5,195	124	MFL	60	50	46	45	7,340	4,439	106	8,115	4,908	117	8,115	4,908	117	FL	84	91	59	72	4,111	4,889	116	4,545	5,406	129	4,545	5,406	129	WFL	109	101	86	85	2,568	4,753	113	3,011	5,573	133	3,011	5,579	133	WFR	103	92	80	71	3,297	5,094	121	3,645	5,631	134	3,645	5,632	134	HMF	124	63	100	48	3,647	4,245	101	4,032	4,693	112
P1	21W	NSP	37	38	18	19	16,316	2,601	124	18,039	2,876	137	18,039	2,876	137																																																																																																																																																																																																						
		MSP	51	51	27	28	9,908	2,578	123	10,954	2,850	136	10,954	2,850	136																																																																																																																																																																																																						
		MFL	60	60	46	45	4,027	2,435	116	4,452	2,692	128	4,452	2,692	128																																																																																																																																																																																																						
		FL	84	91	59	72	2,255	2,682	128	2,494	2,965	141	2,494	2,965	141																																																																																																																																																																																																						
		WFL	109	101	86	85	1,494	2,766	132	1,652	3,058	146	1,652	3,058	146																																																																																																																																																																																																						
		WFR	103	92	80	71	1,809	2,794	133	2,000	3,089	147	2,000	3,089	147																																																																																																																																																																																																						
		HMF	124	63	100	48	2,001	2,329	111	2,212	2,575	123	2,212	2,575	123																																																																																																																																																																																																						
P2	42W	NSP	37	38	18	19	29,740	4,741	113	32,881	5,242	125	32,881	5,242	125																																																																																																																																																																																																						
		MSP	51	51	27	28	18,060	4,699	112	19,967	5,195	124	19,967	5,195	124																																																																																																																																																																																																						
		MFL	60	50	46	45	7,340	4,439	106	8,115	4,908	117	8,115	4,908	117																																																																																																																																																																																																						
		FL	84	91	59	72	4,111	4,889	116	4,545	5,406	129	4,545	5,406	129																																																																																																																																																																																																						
		WFL	109	101	86	85	2,568	4,753	113	3,011	5,573	133	3,011	5,579	133																																																																																																																																																																																																						
		WFR	103	92	80	71	3,297	5,094	121	3,645	5,631	134	3,645	5,632	134																																																																																																																																																																																																						
		HMF	124	63	100	48	3,647	4,245	101	4,032	4,693	112	4,032	4,693	112																																																																																																																																																																																																						

## Lumen Ambient Temperature (LAT) Multipliers

Use these factors to determine relative lumen output for average ambient temperatures from 0-40°C (32-104°F).

Ambient	
0°C	32°F
10°C	50°F
20°C	68°F
25°C	77°F
30°C	86°F
40°C	104°F

## Projected LED Lumen Maintenance

Data references the extrapolated performance projections for the **DSXF1 LED P2** platform noted in a 25C ambient, based on 10,000 hours of LED testing (tested per IESNA LM-80-08 and projected per IESNA TM-21-11).

To calculate LLF, use the lumen maintenance factor that corresponds to the desired number of operating hours. For other lumen maintenance values, contact factory.

Operating Hours	0	25,000	50,000	100,000
Lumen Maintenance Factor	1.0	0.97	0.96	0.95

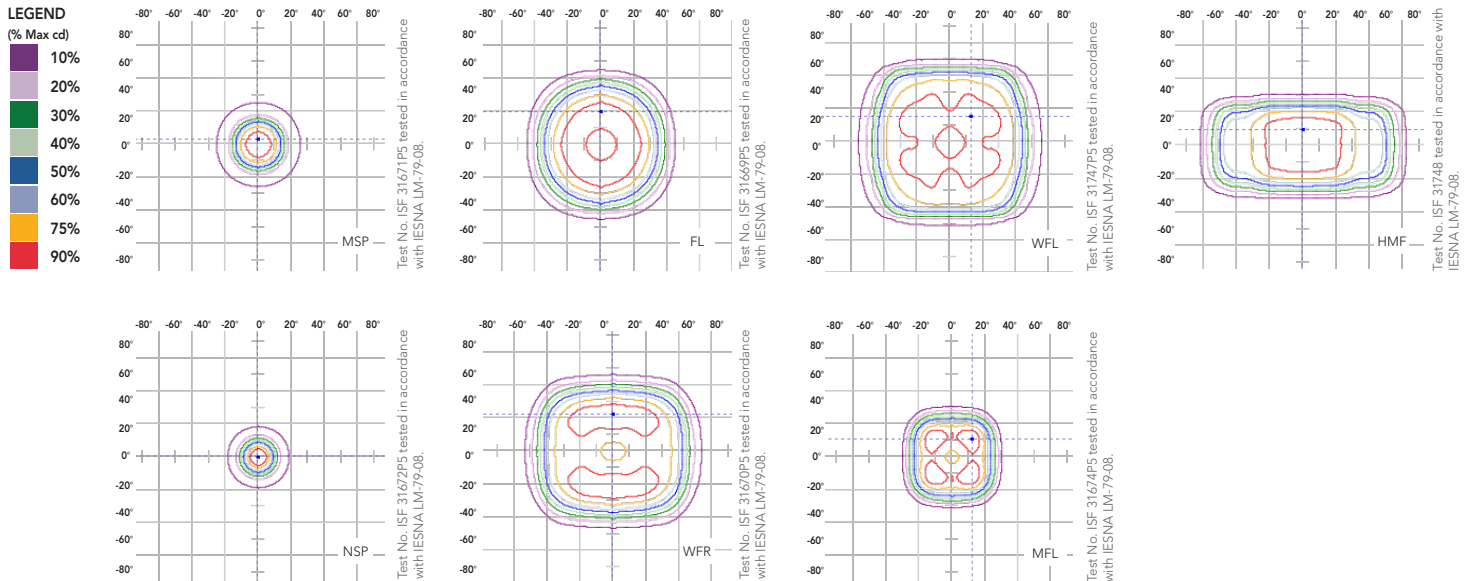
## Electrical Load

Light Engines	System Watts	Current (A)					
		120	208	240	277	347	480
P1	21W	0.18	0.1	0.09	0.08	0.07	-
P2	42W	0.35	0.20	0.18	0.15	0.12	-

## Photometric Diagrams

To see complete photometric reports or download .ies files for this product, visit Lithonia Lighting's [D-Series Flood Size 1 homepage](#).

Iscandela plots for the DSXF1 LED P2 40K.



## Mounting, Options and Accessories



**THK - Knuckle with 1/2" NPS threaded pipe**



**YKC62 - Yoke with 50 cord**  
H= 4-1/4" (10.7 cm)  
D= 2-1/4" (5.7 cm)



**IS - Integral slipfitter**  
H= 2-1/2" (6.3 cm)  
ID= 2-3/8" (6.0 cm)  
OD= 3-1/2" (8.8 cm)



**UBV - Upper/bottom visor**  
W= 5-1/4" (13.3 cm)  
H= 2-1/2" (6.3 cm)  
D= 3" (7.6 cm)



**FV - Full visor**  
W= 5-1/4" (13.3 cm)  
H= 2-1/2" (6.3 cm)  
D= 3" (7.6 cm)



**VG - Vandal guard**  
W= 6-1/2" (16.5 cm)  
H= 4" (10.1 cm)

## FEATURES & SPECIFICATIONS

### INTENDED USE

The sleek design of the D-Series Size 1 Flood reflects the embedded high performance LED technology. It is ideal for landscape, signage and accent lighting in many commercial and residential applications.

### CONSTRUCTION

Die-cast aluminum housing has integral heat sink fins to optimize thermal management through conductive and convective cooling. The LED driver is mounted in direct contact with the casting to promote low operating temperature and long life. Housing is completely sealed against moisture and environmental contaminants using a tempered glass lens (IP66). Low EPA (0.6 ft) for optimized wind loading.

### FINISH

Exterior parts are protected by a zinc-infused Super Durable TGIC thermoset powder coat finish that provides superior resistance to corrosion and weathering. A tightly controlled multi-stage process ensures a minimum 3 mils thickness for a finish that can withstand extreme climate changes without cracking or peeling.

### OPTICS

A variety of precision-molded vacuum-metallized specular reflectors are engineered for superior target illumination, uniformity and spacing. Light engines are available in 3000K (70 CRI min.), 4000K (70 CRI min.) or 5000K (70 CRI min.) configurations. Optional visors offer additional versatility.

### ELECTRICAL

Light engine(s) consist of chip-on-board (COB) LEDs directly coupled to the housing to maximize heat dissipation and promote long life (100,000 hrs, L80). Single-engine unit uses a Class 2 electronic driver; dual-engine unit uses a Class 1 electronic driver. Both drivers have a power factor >90%, THD <20%, and an expected life of 100,000 hours. Standard 6KV surge protection meets a minimum Category C Low operation (per ANSI/IEEE C62.41.2).

### INSTALLATION

Integral adjustable knuckle with 1/2-14NPS threaded pipe, tenon slipfitter, or integral slipfitter, facilitates quick and easy installation to a variety of mounting accessories. This secure connection enables the D-Series Size 1 to withstand up to a 1.5 G vibration load rating per ANSI C136.31.

### LISTINGS

CSA certified to U.S. and Canadian standards. Luminaire is IP66 rated. Rated for -40°C minimum ambient.

DesignLights Consortium® (DLC) Premium qualified product and DLC qualified product. Not all versions of this product may be DLC Premium qualified or DLC qualified. Please check the DLC Qualified Products List at [www.designlights.org/QPL](http://www.designlights.org/QPL) to confirm which versions are qualified.

### WARRANTY

5-year limited warranty. Complete warranty terms located at: [www.acuitybrands.com/CustomResources/Terms\\_and\\_conditions.aspx](http://www.acuitybrands.com/CustomResources/Terms_and_conditions.aspx).

**Note:** Actual performance may differ as a result of end-user environment and application. All values are design or typical values, measured under laboratory conditions at 25 °C. Specifications subject to change without notice.