



Look. Performance. Confidence.

Catalog Number
Notes
Type



S-SERIES LED Lamps

ALSMR16

MR16 LED Lamp

SPECIFICATION GRADE



FEATURES & SPECIFICATIONS

INTENDED USE

Ideal for track, recessed and accent lighting use in both commercial and retail applications.

CONSTRUCTION

Housing: High quality, cast aluminum, advanced thermal design for optimal cooling efficiency.

Optics: Optimally engineered specular faceted reflector for efficient distribution.

EXPECTED LIFE

50,000 hours - L70 lumen depreciation design criteria.

RATED LIFE

25,000 hours - L70 after 6000 hours, initial ENERGY STAR® qualification tested.

Max. Luminous Intensity: 240L - 1300cd (24°), 500cd (36°); 400L - 1600cd (24°), 800cd (36°), 450L - 2900cd (24°), 1600cd (36°)

LUMEN OUTPUT

240 lumens, 400 lumens, and 450 lumens

Operating Temperature: -22 °F to 104 °F (-30 °C to +40 °C)

Color Temperature (CRI): 4000K (85CRI); 400L and 450L - 2700K (82CRI), 4000K (85CRI)

ELECTRICAL SYSTEM

Uses high brightness LED.

6-watt (240L), 8-watt (400L and 450L) AC/DC 12V

Actual wattage may differ by +10%/-15% when operating between

110-120V +/- 10% with transformer.

Dimmable down to 10% for 400L and 450L lamp.

LISTING

UL and C-UL Listed to U.S. and Canadian safety requirements. Damp location listed.

Tested in accordance with IESNA LM-79 standards.

Suitable for use in totally enclosed fixtures per UL1993.

ENERGY STAR® qualified for 400L and 450L lamp.

WARRANTY

Five-year limited warranty. Complete warranty terms located at:

http://www.acuitybrands.com/CustomerResources/Terms_and_conditions.aspx

DIMENSIONS

Diameter: 1.97"

Length: 1.94" (240L); 2.06" (400L and 450L)

Weight: 0.13 lbs. (240L, 400L and 450L)

All dimensions are inches.

Note: Specifications subject to change without notice. Actual performance may differ as a result of end-user environment and application.

ORDERING INFORMATION

Lead times will vary depending on options selected. Consult with your sales representative.

Example: ALSMR16 450L DIM

Series	Lumen output ¹	Beam Angle	Color temperature	Base	Dimming
ALSMR16 MR 16 LED Lamp	240L 6W, 240 lumens ² 400L 8W, 400 lumens 450L 8W, 450 lumens	(blank) 24 degrees 36 36 degrees	(blank) 2700K for 400L and 450L 40K 4000K	(blank) GU 5.3	DIM Dimmable ³

Notes

- Total system delivered lumens.
- LM79 lamp power = 4.95 watts.
- Available only with 400L and 450L.



ALSMR16 — MR 16 LED Lamp

SPECIFICATION GRADE

PHOTOMETRICS

lighting facts
A Program of the U.S. DOE

Light Output (Lumens) **245**
Watts **4.95**
Lumens per Watt (Efficacy) **49**

Color Accuracy **81**
Color Rendering Index (CRI)

Light Color **2965 (Warm White)**
Correlated Color Temperature (CCT)

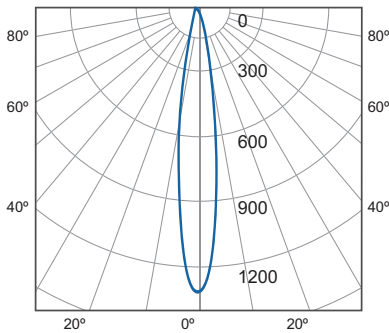
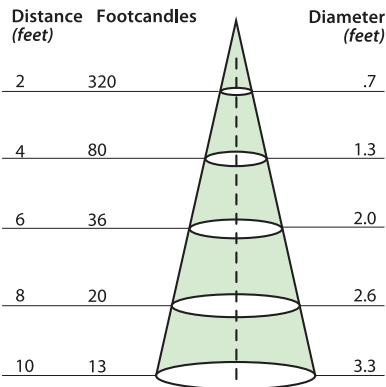
Warm White 2700K 3000K 4500K Daylight 6500K

All results are according to IESNA LM-79-2008: Approved Method for the Electrical and Photometric Testing of Solid-State Lighting. The U.S. Department of Energy (DOE) verifies product test data and results.

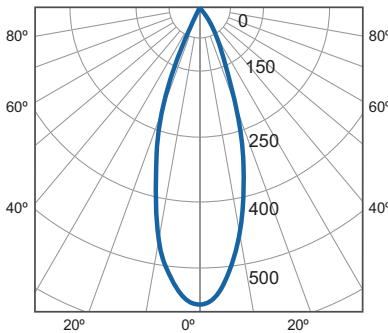
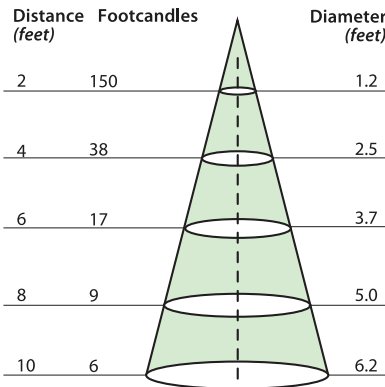
Visit www.lightingfacts.com for the Label Reference Guide.

Registration Number: NJSM-53DP3G (9/15/2011)
Model Number: ALSMR16 240L (tested At 12V AC)
Type: Replacement Lamp - Directional (MR16)

MR 16 240L 24° Beam Angle



MR 16 240L 36° Beam Angle



Replacement Chart

Lamp Type	Traditional Source	Acculamp Replacement	Description
MR16	35W	6W MR16 LED	ALSMR16 240L
	50W	8W MR16 LED	ALSMR16 400L
	50W	8W MR16 LED	ALSMR16 450L



ALSMR16 — MR 16 LED Lamp

SPECIFICATION GRADE

DIMMER/TRANSFORMER COMPATIBILITY

Dimmer	Cat No.	Transformers				
		Anchorn	HATCH	Keystone	Lightech	Lightech
		AET-H050A	RS12-60M-LED	KTET-75-1SCP-DIM-RJS	LET 60 dimmable	LET75 dimmable
Acuity Brands - Sensorswitch	nLight NSP5 PCD 2W	1, 2	1, 2	1, 2	1, 2	1, 2
Leviton Universal Decora	6674P	1, 2	1, 2	1, 2	1, 2	1, 2
Leviton Universal Decora	IPL06	1, 2	1, 2	1, 2	1, 2	1, 2
Lutron Maestro CL	MACL-153M	1, 2	1, 2	1, 2	1, 2	1, 2
Lutron Diva CL	DVCL-153PD	1, 2	1, 2	1, 2	1, 2	1, 2
Lutron Skylark CL	CTCL-153P	1, 2	1, 2	1, 2	1, 2	1, 2

Notes:

- 1) Optimal Performance - consider using dimmers compatible with LED lamps and that feature a low end trim adjustment to help minimize flicker. Performance can vary with LED load and is not guaranteed or warranted for compatibility. A minimum load of 24 watts may be required for improved performance and approximately 10-100% dimming range.
- 2) Please see the manufacturer's instructions on dimmers for use with LED lamps and do not exceed the 150W LED load for 600W rated dimmer, which allows for inrush current.
- 3) Other dimmers not listed above may have a minimum load requirement of 40-60W for incandescent loads only and do not have a low end trim adjustment feature to minimize flicker. Those dimmers may not be compatible with electronic low voltage transformers and LED loads.
- 4) Other low voltage electronic transformers and dimmer combinations may be compatible with LED lamps and are not guaranteed or warranted for compatibility.

